

2024 ANNUAL CATALOG



LifeGear
GET ACTIVE FOR LIFE

CONTENTS

MAGNETIC BIKE & RECUMBENT & ELLIPTICAL.....	2
SPINNING BIKE	14
OXY CYCLE.....	20
STRENGTH TRAINER	24
ROWER.....	27
MAGNETIC & MANUAL TREADMILL	32
MOTORIZED TREADMILL	35
INVERSION TABLE	45

ITEM # 20052

ARES Magnetic Upright Bike

Product Size:

- Set Up Dimension: L x W x H (cm): 85 x 52.5 x 134

Features:

- Magnetic Resistance Upright Bike With Hand Pulse
- Adjustable Saddle Can Be Adjusted In Up And Down Directions To Meet The Needs Of Users With Different Heights
- Hand Pulse Sensors On The Stationary Handlebar To Monitor Your Heart Rate
- Perfect Home Exercise Equipment For Room Of Any Size
- Water Bottle Holder Included
- The Maximum Weight Capacity For This Product Is 110 kg

Drive/ Tension System:

- 6 kg Cast Iron Flywheel, Belt Drive
- Magnetic System With 8-Level Tension Knob

ITEM # 26122

ARES Magnetic Recumbent Bike

Product Size:

- Set Up Dimension: L x W x H (cm): 145 x 57 x 104

Features:

- Magnetic Resistance Recumbent Bike With Hand Pulse
- The Step-Through Design Allows User Quick Entry And Exit From The Bike
- The Sliding Seat Rail System Is Easy And Quick With Only Single Hand To Adjust The Seat Cushion From Front To Back For User Of Different Height
- Recommended For User Height Range Of 150 To 198 cm
- The Large Seat Cushion And Backrest Support Your Buttocks And Back Provide The Maximum Comfortability
- Hand Pulse Sensors On The Handlebars To Monitor Your Heart Rate
- Water Bottle Holder Included
- Maximum Weight Capacity For This Recumbent Bike Is 120 kg

Drive System:

- 6 kg Cast Iron Flywheel, Belt Drive
- Magnetic System With 8-Level Tension Control Knob

Construction:

- The Solid Main Frame Construction For Added Stability
- Built-in Transport Wheels For Easy Moving And Storage
- Large Non-Skid Foot Pedals With Adjustable Straps
- Heavy Duty One Piece Crank System



Water Bottle Holder Included



Shipping:

- 40' FT: 284 Units
- FOB Port: Xiamen, China
- Net Weight: 32.5 kgs

Construction:

- The Solid Main Frame Construction For Added Stability
- Built-in Transport Wheels For Easy Moving And Storage
- Heavy Duty One Piece Crank System
- Large Non-skid Foot Pedals With Adjustable Straps

Shipping:

- 40' Q'TY: 446 Units
- FOB Port: Xiamen, China
- Net Weight: 24 kgs



ITEM # 93122

ARES Magnetic Elliptical Trainer

Product Size:

- Set Up Dimension: L x W x H (cm): 135 x 68 x 159

Features:

- Dual Action Magnetic Elliptical Trainer With Hand Pulse
- A 33 cm Smooth Elliptical Stride Length Provides A Comfortable Workout Without Any Strain On The Knees Or Ankles
- This Elliptical Trainer Offers You Excellent Aerobic Workout, As You Could Strength Arms And Legs At The Same Time
- Dual Action Handlebars Provide A Complete Upper Body Workout
- Water Bottle Holder Included
- Maximum Weight Capacity For This Recumbent Bike Is 125 kg

Drive System:

- Larger Exposed 8 kg Cast Iron Flywheel, Belt Drive
- Magnetic System With 8-Level Tension Control Knob

Construction:

- The Solid Main Frame Construction For Added Stability
- Built-in Transport Wheels For Easy Moving And Storage
- Large Non-Skid Foot Pedals
- Heavy Duty Three Pieces Crank System

Shipping:

- 40' FT: 274 Units
- FOB Port: Xiamen, China
- Net Weight: 38.5 kgs



Computer



- Single Large 3.5" LCD Window With Two Buttons – Mode And Reset
- Computer Functions: Scan, Time, Speed, Distance, Calories, Odometer, And Hand Pulse
- Built-in Tablet / Smart Phone Shelf



Innovative Computer Console Shape with Mobile Device Holder

ITEM # 20465

ACTIVE SWANY Magnetic Upright Bike

Product Size:

- Set Up Dimension: L x W x H (cm): 89.5 x 47.5 x 125.5

Features:

- Magnetic Resistance Upright Cycle with Hand Pulse
- Adjustable Saddle in Height & Back / Forth
- Smooth, Quite, Durable, Compact and Comfort

Drive/Tension System:

- 5 kgs Cast Iron Flywheel, Belt Drive
- Magnetic System with 8-Level Tension Knob

Construction:

- Built-in Transport Wheels
- Heavy Duty 1 Piece Crank System

Shipping:

- 40' Q'TY: 448 Units
- FOB Port: Xiamen, China
- Net Weight: 21 Kgs



ITEM # 26460N

ACTIVE SWANY Magnetic Recumbent Bike

Product Size:

- Set Up Dimension: L x W x H (cm): 130~143 x 58 x 101

Features:

- Magnetic Resistance System Recumbent Bike with Hand Pulse
- Easy Seat Adjustment and Lock While in Sitting Position
- Smooth, Quiet, Durable, Compact and Comfort

Drive/Tension System:

- 6 kgs Cast Iron Flywheel, Belt Drive
- Magnetic System with 8-Level Tension Knob

Construction:

- Built-in Transport Wheels
- Heavy Duty One Piece Crank System

Shipping:

- 40' Q'TY: 400 Units
- FOB Port: Xiamen, China
- Net Weight: 27 kgs



ITEM # 93466N

ACTIVE SWANY Elliptical Cross Trainer

Product Size:

- Set Up Dimension: L x W x H (cm): 106 x 59 x 161

Features:

- Dual Action Magnetic Elliptical Trainer with Hand Pulse
- Adjustable Saddle in Height & Back / Forth
- Smooth, Quite, Durable, Compact and Comfort

Drive/Tension System:

- 6 kgs Cast Iron Flywheel, Belt Drive
- Magnetic System with 8-Level Tension Knob

Construction:

- Built-in Transportation Wheels
- Large Non-slip Foot Pedals
- Heavy Duty One Piece Crank System

Shipping:

- 40' Q'TY: 380 Units
- FOB Port: Xiamen, China
- Net Weight: 33 kgs



ITEM # 93460N

ITEM # 93466N

Computer



- Single Extra Large LCD With Three Buttons, Mode / Set / Reset
- Function: Scan, Time, Speed, Distance, Total, Calorie and Pulse
- Built-in Tablet / Pad Shelf



Innovative Computer Console Shape with Mobile Device Holder

ITEM # 20582

FORMULA Magnetic Upright Bike

Product Size:

- Set Up Dimension: L x W x H (cm): 82.5~112 x 50 x 135

Features:

- Magnetic Tension Upright Cycle with Hand Pulse
- Adjustable Saddle in Height / Back & Forth
- Adjustable Handlebar
- Smooth, Quiet, Durable, Compact and Comfort

Drive/ Tension System:

- 6 kgs Cast Iron Flywheel, Belt Drive
- Magnetic System with 8-Level Tension Knob

Construction:

- Built-in Transport Wheels
- Heavy Duty One Piece Crank System

Shipping:

- 40' Q'TY: 450 Units
- FOB Port: Xiamen, China
- Net Weight: 24 kgs



ITEM # 26582

FORMULA Magnetic Recumbent Bike

Product Size:

- Set Up Dimension: L x W x H (cm): 125~149 x 57.5 x 95

Features:

- Magnetic Tension System Recumbent Bike with Hand Pulse
- Easy Seat Adjustment and Lock While in Sitting Position
- The Recumbent Bike Can Accommodate Users Between 150 to 195 cm Tall
- Smooth, Quiet, Durable, Compact and Comfort

Drive/ Tension System:

- 6 kgs Cast Iron Flywheel, Belt Drive
- Magnetic System with 8-Level Tension Knob

Construction:

- Built-in Transport Wheels
- Heavy Duty One Piece Crank System

Shipping:

- 40' Q'TY: 360 Units
- FOB Port: Xiamen, China
- Net Weight: 31 kgs



ITEM # 93586N

FORMULA Elliptical Cross Trainer

Product Size:

- Set Up Dimension: L x W x H (cm): 125.5 x 56 x 159

Features:

- Dual Action Magnetic Elliptical Trainer with Hand Pulse
- Adjustable Saddle in Height / Back and Forth
- Smooth, Quiet, Durable, Compact and Comfort

Drive/ Tension System:

- 7 kgs Cast Iron Flywheel, Belt Drive
- Magnetic System with 8-Level Tension Knob

Construction:

- Built-in Transport Wheels
- Large Non-skid Foot Pedals
- Heavy Duty One Piece Crank System

Shipping:

- 40' Q'TY: 330 Units
- FOB Port: Xiamen, China
- Net Weight: 36 kgs



ITEM # 93580N

ITEM # 93586N

Computer



- Single Large 3.5" LCD Window With Two Buttons – Mode And Reset
- Computer Functions: Scan, Time, Speed, Distance, Calories, Odometer, And Hand Pulse
- Built-in Tablet / Smart Phone Shelf



Innovative Computer Console Shape with Mobile Device Holder

ITEM # 20590N

METEOR Magnetic Upright Bike

Product Size:

- Set Up Dimension: L x W x H (cm): 102 x 50 x 126

Features:

- Magnetic Resistance Upright Cycle with Hand Pulse
- Adjustable Saddle in Height / Back / Forth
- Adjustable Handlebar
- Smooth, Quiet, Durable, Compact and Comfort

Drive/ Tension System:

- 6 kgs Cast Iron Flywheel, Belt Drive
- Magnetic System with 8-Level Tension Knob

Construction:

- Built-in Transportation Wheels
- Heavy Duty One Piece Crank System

Shipping:

- 40'Q'TY: 468 Units
- FOB Port: Xiamen, China
- Net Weight: 25 kgs



ITEM # 26590N

METEOR Magnetic Recumbent Bike

Product Size:

- Set Up Dimension: L x W x H (cm): 157~136 x 58 x 102

Features:

- Magnetic Resistance System Recumbent Bike with Hand Pulse
- Easy Seat Adjustment and Lock while in Sitting Position
- Smooth, Quiet, Durable, Compact and Comfort

Drive/ Tension System:

- 6 kgs Cast Iron Flywheel, Belt Drive
- Magnetic System with 8-Level Tension Knob

Construction:

- Built-in Transportation Wheels
- Heavy Duty One Piece Crank System

Shipping:

- 40' Q'TY: 342 Units
- FOB Port: Xiamen, China
- Net Weight: 31 kgs



ITEM # 93590N

METEOR Elliptical Cross Trainer

Product Size:

- Set Up Dimension: L x W x H (cm): 124 x 60 x 160

Features:

- Dual Action Magnetic Elliptical Trainer with Hand Pulse
- Smooth, Quite, Durable, Compact and Comfort

Drive/ Tension System:

- 7 kgs Cast Iron Flywheel, Belt Drive
- Magnetic System with 8-Level Tension Knob

Shipping:

- 40'Q'TY: 330 Units
- FOB Port: Xiamen, China
- Net Weight: 33.5 kgs



Computer



- Single LCD Display with Three Buttons- Set / Mode / Reset
- Functions: Scan, Time, Speed, Odometer, Distance, Hand Pulse and Calories
- Built-in Tablet / Pad Shelf / Holders



Innovative Computer Console Shape with Mobile Device Holder

ITEM # 20471

ACCORD Magnetic Upright Bike

Product Size:

- Set Up Dimension: L x W x H (cm): 88.5 x 47.5 x 122

Features:

- Magnetic Tension Upright Cycle with Hand Pulse
- Adjustable Saddle in Height
- Smooth, Quiet, Durable, Compact and Comfort

Drive/Tension System:

- 4 Kgs Cast Iron Flywheel, Belt Drive
- Magnetic System with 8-Level Tension Knob

Construction:

- Built-in Transport Wheels
- Heave Duty One Piece Crank System

Shipping:

- 40' Q'TY: 488 Units
- FOB Port : Xiamen, China
- Net Weight: 19 Kgs



ITEM # 26470N

ACCORD Magnetic Recumbent Bike

Product Size:

- Set Up Dimension: L x W x H (cm): 113.5~144.5 x 59.5 x 102

Features:

- Magnetic Tension Recumbent Bike with Hand Pulse
- Easy Seat Adjustment and Lock while in Sitting Position
- Smooth, Quiet, Durable, Compact and Comfort

Drive/Tension System:

- 4 Kgs Cast Iron Flywheel, Belt Drive
- Magnetic System with 8-Level Tension Knob

Construction:

- Built-in Transport Wheels
- Heave Duty One Piece Crank System

Shipping:

- 40' Q'TY: 510 units
- FOB Port : Xiamen, China
- Net Weight: 21.5 Kgs



ITEM # 93476N

ACCORD Elliptical Cross Trainer

Product Size:

- Set Up Dimension: L x W x H (cm): 109 x 55.5 x 159

Features:

- Dual Action Magnetic Elliptical Trainer with Hand Pulse
- Adjustable Saddle in Height / Back and Forth
- Smooth, Quiet, Durable, Compact and Comfort

Drive/Tension System:

- 5 Kgs Cast Iron Flywheel, Belt Drive
- Magnetic System with 8-Level Tension Knob

Construction:

- Built-in Transport Wheels
- Large Non-skid Foot Pedals
- Heave Duty One Piece Crank System

Shipping:

- 40' Q'TY: 416 units
- FOB Port : Xiamen, China
- Net Weight: 31 Kgs



ITEM # 93470N

ITEM # 93476N

Computer



- Single Extra Large LCD With Three Buttons, Mode / Set / Reset
- Function: Scan, Time, Speed, Distance, Total, Calorie and Pulse
- Built-in Tablet / Pad Shelf



Innovative Computer Console Shape with Mobile Device Holder

ITEM # 20793

CLASSIC PRO Magnetic Upright Bike

Product Size:

- Set Up Dimension: L x W x H (cm): 100 x 48.5 x 126

Features:

- Magnetic Resistance Upright Cycle with Hand Pulse
- Adjustable Saddle in Height & Back / Forth
- Smooth, Quiet, Durable, Compact and Comfort

Drive/ Tension System:

- 6 kgs Cast Iron Flywheel, Belt Drive
- Magnetic Resistance with 8-level Tension Knob

Construction:

- Built-in Transport Wheels
- Heavy Duty 3 Pieces Crank System

Shipping:

- 40' Q'TY: 320 Units
- FOB Port: Xiamen, China
- Net Weight: 28 kgs



ITEM # 26793

CLASSIC PRO Magnetic Recumbent Bike

Product Size:

- Set Up Dimension: L x W x H (cm): 126.5~143 x 58.5 x 110

Features:

- Magnetic Resistance Recumbent with Hand Pulse
- Easy Seat Adjustment and Lock While in Sitting Position
- Smooth, Quiet, Durable, Compact and Comfort

Drive/ Tension System:

- 6 kgs Cast Iron Flywheel, Belt Drive
- Magnetic Resistance with 8-level Tension Knob

Construction:

- Built-in Transport Wheels
- Heavy Duty 3 Pieces Crank System

Shipping:

- 40' Q'TY: 275 Units
- FOB Port: Xiamen, China
- Net Weight: 32.5 kgs



ITEM # 93793

CLASSIC PRO Elliptical Cross Trainer

Product Size:

- Set Up Dimension: L x W x H (cm): 137 x 59.5 x 160

Features:

- Dual Action Magnetic Elliptical Trainer with Hand Pulse
- Smooth, Quiet, Durable, Compact and Comfort

Drive/ Tension System:

- 7 kgs Cast Iron Flywheel, Belt Drive
- Magnetic Resistance with 8-Level Tension Knob

Construction:

- Built-in Transport Wheels
- Large Non-skid Foot Pedals
- Heavy Duty 3 Pieces Crank System

Shipping:

- 40' Q'TY: 210 Units
- FOB Port: Xiamen, China
- Net Weight: 39 kgs



Computer



- Single LCD Display with Three Buttons- Set / Mode / Reset
- Functions: Scan, Time, Speed, Odometer, Distance, Hand Pulse and Calories
- Built-in Tablet / Pad Shelf / Holders



Innovative Computer Console Shape with Mobile Device Holder



Adjustable Saddle in Height/ Back and Forth

ITEM # 20250N

STRAIGHT Magnetic Upright Bike

Product Size:

- Set Up Dimension:L x W x H (cm): 87 x 45 x 120

Features:

- Magnetic Tension Upright Cycle with Hand Pulse
- Adjustable Saddle in Height
- Smooth, Quiet, Durable, Compact and Comfort

Drive/ Tension System:

- 3.5 kgs Cast Iron Flywheel, Belt Drive
- Magnetic System with 8-Level Tension Knob

Construction:

- Built-in Transport Wheels
- Heavy Duty One Piece Crank System

Shipping:

- 40' Q'TY: 941 Units
- FOB Port: Xiamen, China
- Net Weight: 15.5 kgs



ITEM # 26250N

STRAIGHT Magnetic Recumbent Bike

Product Size:

- Set Up Dimension:L x W x H (cm): 125~146 x 59 x 96

Features:

- Magnetic Tension System Recumbent Bike with Hand Pulse
- Smooth, Quiet, Durable, Compact and Comfort
- Easy Seat Adjustment And Lock While In Sitting Position

Drive/ Tension System:

- 3.5 kgs Cast Iron Flywheel, Belt Drive
- Magnetic System with 8-Level Tension Knob

Construction:

- Built-in Transportation Wheels
- Heavy Duty One Piece Crank System

Shipping:

- 40' Q'TY: 540 Units
- FOB Port: Xiamen, China
- Net Weight: 21 Kgs



ITEM # 93256N

STRAIGHT Elliptical Cross Trainer

Product Size:

- Set Up Dimension:L x W x H (cm): 100 x 66 x 157

Features:

- Dual Action Magnetic Elliptical Trainer with Hand Pulse
- Adjustable Saddle in Height / Back and Forth
- Smooth, Quiet, Durable, Compact and Comfort

Drive/ Tension System:

- 5.5 kgs Cast Iron Flywheel, Belt Drive
- Magnetic System with 8-Level Tension Knob

Construction:

- Built-in Transport Wheels
- Large Non-skid Foot Pedals
- Heavy Duty One Piece Crank System

Shipping:

- 40' Q'TY: 516 Units
- FOB Port: Xiamen, China
- Net Weight: 28.2 Kgs



Computer

ITEM # 93250N

ITEM # 93256N



- Single LCD Window w/ One Button
- Function: Scan, Time, Speed, Distance, Calorie, Odometer and Pulse
- Built-in Tablet / Pad Shelf



Innovative Computer Console Shape with Mobile Device Holder

ITEM # 93975

Cross Walk Programmable Magnetic Elliptical Trainer

Product Size:

- Set Up Dimension: L x W x H (cm): 143.5 x 66 x 169

Features:

- Programmable Magnetic Elliptical Trainer with Hand Pulse
- Design with an Additional 18"(45cm) Stride Length Compares to Similar Spec Competitors
- Dual-Action Handlebars Provide Lower or Full Body Workouts
- Dual Transmission 1:18 High Gear Ratio Design Offers Better Inertia with a Smoother Workout Experience Than Regular Elliptical with 1:8 Only
- 15cm Q-Factor with Ergonomic Design to Maximize Workout Efficiency
- 15cm Low Step-On Height Provides Easy Access to The Machine
- Tablet and Water Bottle Holder Included
- Maximum User Weight 120 kg

Computer:

- Single Extra Large LCD Monitor Displays Time, Speed, Distance, Calories Burned, Pulse, Odometer, RPM And Watts
- 21 Pre-Set Workout Programs
- 3 Goals Setting: Time, Distance and Calories
- 6 Stages Recovery Program: Console Will Detect HR to Select The Best Stage For The User
- Built-in Tablet / Pad Shelf
- AC Powered

Drive/ Tension System:

- 4.5 kg Flywheel With Dual Transmission
- 24 Levels Magnetic Resistance

Construction:

- Front-Mounted Transport Wheels For Easy Moving
- Large Anti-Slip Foot Pedals
- Heavy Duty Three Pieces Crank System

Shipping:

- 40' Q'TY: 200 Units
- FOB Port: Xiamen, China
- Net Weight: 42 kgs



Additional 18" Stride Length
Compares to Similar Spec Competitor



ITEM # 94110

Lite Programmable Elliptical Trainer

Product Size:

- Set Up Dimension: L x W x H (cm): 116 x 54.5 x 155

Features:

- Dual Action Magnetic Elliptical Trainer With Hand Pulse
- Voltage: 220 Volt (110V Available)
- Low Impact Workout That Targets Upper And Lower-body Muscle Activation
- The Large Stride 45 cm Offers The Most Intensive Workout With A Smooth Elliptical Motion
- Aluminum Wheel Tracks Allow The Wheels To Slide Smoothly With Minimal Friction
- Large Handlebars For Maximum Comfort
- AC Adapter and Bottle Holder Included
- Adjustable Leveling Feet For Uneven Floors
- The Maximum Weight Capacity For This Elliptical Trainer Is 125 kg

Drive System:

- Larger 6 kg Flywheel, Belt Drive
- 16 Levels Magnetic Resistance with Motorized Tension Control

Construction:

- High Quality Solid Steel Construction
- Built-in Transport Wheels For Easy Transport And Storage
- Large Non-skid Foot Pedals
- Heavy Duty Three Pieces Crank System

Shipping:

- 40' HQ: 168 Units
- FOB Port: Shenzhen, China
- Net Weight: 46.5 kgs



Innovative Computer Console Shape with Mobile Device Holder



ITEM # 93774

KNIGHT Elliptical Cross Trainer

Product Size:

- Set Up Dimension: L x W x H (cm): 129.5 x 58 x 158

Features:

- Dual Action Magnetic Elliptical Trainer with Hand Pulse
- This Elliptical Trainer Offers You Excellent Aerobic Workout, As You Could Strength Arms And Legs At The Same Time
- Dual Action Handlebars Provide A Complete Upper Body Workout
- Maximum Weight Capacity For This Elliptical Trainer Is 120 kg
- Smooth, Quiet, Durable, Compact and Comfort

Drive/ Tension System:

- 8 kg Cast Iron Flywheel, Belt Drive
- Magnetic System With 8-Level Tension Knob

Construction:

- Front-Mounted Transport Wheels For Easy Moving And Storage
- Large Non-Skid Foot Pedals
- Heavy Duty One Piece Crank System

Shipping:

- 40' Q'TY: 243 Units
- FOB port Xiamen, China
- Net Weight: 41.5 kgs



Innovative Computer Console Shape with Mobile Device Holder



Computer



- Single Extra Large LCD Display Window With Blue Backlit Screen
- Functions: Time, Speed, Distance, Calories Burned, Pulse, Odometer, RPM and Watts
- 3 Goal Settings: Time, Distance, And Calories
- Programs: 1 Manual Program, 13 Pre-set Programs, 1 Body Fat Ratio Program, 1 Target Heart Rate Control Program, 4 Heart Rate Control Programs (55%, 65%, 75%, And 85% Of Your Maximum Heart Rate), And 4 Customized User Setting Programs
- 6 Stages Recovery Program: Console Will Detect Heart Rate To Select The Best Stage For The User
- Smartphone/Tablet Holder Are Available For Your Convenient



- Large 3.5" LCD Window With Two Buttons Mode / Reset
- Computer Functions: Scan, Time, Speed, Distance, Calories, Odometer, And Hand Pulse
- Built-in Tablet / Smart Phone Holder

ITEM # 20057

SNEFROU Magnetic Upright Bike

Product Size:

- Set Up Dimension: L x W x H (cm): 84 x 49 x 126

Features:

- Adjustable Saddle In Height For Comfortable Seating Position
- Hand Pulse Sensors On The Stationary Handlebar To Monitor Your Heart Rate
- Adjustable End Caps For Uneven Floors
- The Maximum Weight Capacity For This Product Is 110 kg

Drive/ Tension System:

- 3.5 kg Cast Iron Flywheel, Dual Belt Driven To Increase The Inertia
- 14 Levels Magnetic Tension Knob For An Easy Or More Challenging Workout

Construction:

- The Solid Main Frame Construction For Added Stability
- Front-Mounted Transport Wheels For Easy Moving And Storage
- Heavy Duty Three Pieces Crank System
- Large Non-Skip Foot Pedals With Adjustable Straps

Shipping:

- 40' Q'TY: 618 Units
- FOB Port: Xiamen, China
- Net Weight: 21.5 kgs



ITEM # 26130

Circle Magnetic Recumbent Bike

Product Size:

- Set Up Dimension: L x W x H (cm): 121 x 54 x 110

Features:

- The Step-Through Design Allows User Quick Entry And Exit From The Bike
- The Sliding Seat Rail System Is Easy And Quick With Only Single Hand To Adjust The Seat Cushion From Front To Back For User Of Different Height
- Recommended For User Height Range Of 150 To 190 cm
- The Large Seat Cushion And Backrest Support Your Buttocks And Back Provide The Maximum Comfortability
- Adjustable Leveling End Caps For Uneven Floors
- Built-in Water Bottle Holder Included
- Maximum Weight Capacity For This Recumbent Bike Is 110 kg

Drive System:

- 4 kg Cast Iron Flywheel, Belt Drive
- Magnetic System With 14-Level Tension Knob

Construction:

- The Solid Main Frame Construction For Added Stability
- Built-in Transport Wheels For Easy Moving And Storage
- Large Non-Skid Foot Pedals With Adjustable Straps
- Heavy Duty One Piece Crank System

Shipping:

- 40' Q'TY: 330 Units
- FOB Port: Xiamen, China
- Net Weight: 26.9 kgs



ITEM # 26320B

Gentle Revolution Magnetic Recumbent Bike

Product Size:

- Set Up Dimension: L x W x H (cm): 130~136 x 57 x 86

Features:

- The Step-Through Design Allows User Quick Entry And Exit From The Bike
- The Sliding Seat Rail System Is Easy And Quick To Adjust With The L-Shaped Knob, Allowing Users Of Different Height To Move The Seat Cushion From Front To Back
- Recommended For User Height Range Of 150 To 195 cm
- Hand Pulse Sensors On The Handlebars To Monitor Your Heart Rate
- Maximum Weight Capacity For This Recumbent Bike Is 110 kg

Drive (Tension) System:

- 6 kg Flywheel And Belt Drive For Smooth Quite Operation
- 8 Levels Magnetic Tension Knob For An Easy Or More Challenging Workout

Construction:

- The Solid Main Frame Construction For Added Stability
- Front-Mounted Transport Wheels For Easy Moving And Storage
- Heavy Duty One Piece Crank System
- Large Non-Skip Foot Pedals With Adjustable Straps

Shipping:

- 40 FT / 448 units
- FOB Port: Xiamen, China
- Net Weight: 28 kgs



Computer



- Single Large LCD Display Window With One Button
- Computer Functions: Scan, Time, Speed, Distance, Calories, Odometer, And Pulse
- Built-In Smart Phone / Tablet Holder Included



- Single Large LCD Display Window With Three Buttons, Mode / Set / Reset
- The Computer Equipped To Record Scan, Time, Speed, Distance, Calories Burned, Odometer, And RPM
- 3 Computer Workout Goal Settings: Time, Distance, And Calories Burned
- Built-in Tablet / Smart Phone Shelf
- **Optional:** Virtual Cycle: FitShow, And KinoMap



ITEM # 20163

EASY FIT Magnetic Upright Bike

Product Size:

- Set Up Dimension:L x W x H (cm): 99.5 x 44 x 126.5

Features:

- Magnetic Resistance Upright Bike With Hand Pulse
- Adjustable Saddle In Both Vertical And Horizontal Directions For Comfortable Seating Position
- Hand Pulse Sensors On The Stationary Handlebar To Monitor Your Heart Rate
- Perfect Home Exercise Equipment For Room Of Any Size
- The Maximum Weight Capacity For This Product Is 110 kg

Drive/ Tension System:

- 3 kg Cast Iron Flywheel, Belt Drive
- Magnetic System With 8-Level Tension Knob

ITEM # 20293

EVOKE Magnetic Upright Bike

Product Size:

- Set Up Dimension:L x W x H (cm): 93.5 x 45 x 124

Features:

- Magnetic Resistance Upright Bike With Hand Pulse
- Adjustable Saddle In Both Vertical And Horizontal Directions For Comfortable Seating Position
- Hand Pulse Sensors On The Adjustable Handlebar To Monitor Your Heart Rate
- Perfect Home Exercise Equipment For Room Of Any Size
- The Maximum Weight Capacity For This Product Is 110 kg

Drive/Tension System:

- 5 kg Cast Iron Flywheel, Belt Drive
- Magnetic System With 8-Level Tension Knob

ITEM # 20460T

ACTIVE SWANY Desk Upright Bike

Product Size:

- Set Up Dimension: L x W x H (cm): 107 x 51 x 111.5

Features:

- Magnetic Resistance Upright Bike With Large Desktop
- Perfect Home Exercise Equipment For Room Of Any Size
- Easy To Get On And Off With The Step-Through Design
- Hand Pulse Sensors On The Foam Grip Handlebar To Monitor Your Heart Rate
- Adjustable Seat With Up And Down Adjustability For Comfortable Seating Position
- Adjustable Leveling Feet For Unstable And Uneven Surfaces
- The Maximum Weight Capacity For This Product Is 110 kg

Drive/Tension System:

- 5 kg Flywheel And Belt Drive For Smooth Quite Operation
- 8 Levels Magnetic Tension Knob For An Easy Or More Challenging Workout

Construction:

- The Solid Main Frame Construction For Added Stability
- Front-Mounted Transport Wheels For Easy Moving And Storage
- Heavy Duty One Piece Crank System
- Large Non-skid Foot Pedals With Adjustable Straps

Shipping:

- 40' Q'TY: 672 Units
- FOB Port: Xiamen, China
- Net Weight: 18 kgs



Construction:

- The Solid Main Frame Construction For Added Stability
- Front-Mounted Transport Wheels For Easy Moving And Storage
- Heavy Duty One Piece Crank System
- Large Non-skid Foot Pedals With Adjustable Straps

Shipping:

- 40' Q'TY: 688 Units
- FOB Port: Xiamen, China
- Net Weight: 20 Kgs



Construction:

- The Bike Is Constructed Of High Quality Metal Tube For Strength And Durability
- Front-Mounted Transport Wheels For Easy Moving And Storage
- Heavy Duty One Piece Crank System
- Large Non-Skip Foot Pedals With Adjustable Straps

Shipping:

- 40' Q'TY: 426 Units
- FOB Port: Xiamen, China
- Net Weight: 22 Kgs



Computer



- Single Large 3.5" LCD Display Window With Two Buttons, Mode / Reset
- Computer Functions: Scan, Time, Speed, Distance, Calories Burned, Odometer, And Pulse
- Built-in Tablet / Smart Phone Shelf
- **Optional:** Virtual Cycle: FitShow



- Single LCD Display Window With One Button
- Computer Functions: Scan, Time, Odometer, Calories, Speed, Distance, And Heart Rate (Pulse)
- The Computer Console Can Be Used As A Smart Phone / Tablet Holder
- **Optional:** Virtual Cycle: FitShow



ITEM # 20171N

PIONEER II Magnetic Upright Bike

Product Size:

- Set Up Dimension: L x W x H (cm): 86 x 53 x 130

Features:

- Magnetic Tension Upright Cycle with Hand Pulse
- Adjustable Saddle in Height
- Smooth, Quiet, Durable, Compact and Comfort

Drive/ Tension System:

- 4.5 kgs Cast Iron Flywheel, Belt Drive
- Magnetic Resistance with 8-Level Tension Knob

Construction:

- Built-in Transport Wheels
- Heavy Duty One Piece Crank System

Shipping:

- 40' Q'TY: 689 Units
- FOB Port: Xiamen, China
- Net Weight: 19 kgs



High Quality Main Frame Which is Molded in One Body with Curve Shape Design



Innovative Computer Console Shape with Mobile Device Holder



ITEM # 21055

XKROSS Magnetic Upright Bike

Product Size:

- Set Up Dimension: L x W x H (cm): 84.5 x 44 x 110
- Fold Up Dimension: L x W x H (cm): 48 x 44 x 130.5

Features:

- Magnetic Bike with Hand Pulse
- Adjustable Saddle in Height
- With Folding Frame for Easy Storage
- Perfect Home Exercise Equipment for Room of Any Size
- Smooth, Quiet, Durable, Compact and Comfort

Drive/Tension System:

- 2kg Cast Iron Flywheel, Belt Drive
- Magnetic System with 8-Level Tension Knob

Construction:

- Built-in Transport Wheels
- Heavy Duty Three Pieces Crank System
- Large Non-Skid Foot Pedals with Adjustable Straps

Shipping:

- 40' Q'TY: 600 Units
- FOB Port: Xiamen, China
- Net Weight: 15 kgs



Folds for Storage



Computer



- Single Extra Large 3.8" LCD with 3 Buttons, Mode / Set / Reset
- Functions: Scan, Time, Speed, Distance, Calories, Odometer and Hand Pulse
- Built-in Tablet / Smart Phone Shelf



- Single LCD Display Window with One Button
- Functions: Scan, Time, Speed, Distance, Odometer, Calories and Pulse

ITEM # 23001

2 IN 1 ; Upright / Spinning Bike

Product Size:

- Product Dimensions: L x W x H (cm): 108.5 x 55 x 130

Features:

- Magnetic Resistance Upright / Spinning Bike With Hand Pulse
- Foam Grip Handlebar With Adjustable Height
- Hand Pulse Sensors On The Handlebar To Monitor Your Heart Rate
- Adjustable Seat In Both Vertical And Horizontal Directions For Comfortable Seating Position
- Perfect Home Exercise Equipment For Room Of Any Size
- Adjustable Leveling Feet For Unstable And Uneven Surfaces
- The Maximum Weight Capacity For This Product Is 120 kg



Innovative Computer Console Shape with Mobil Device Holder

Computer:

- Single Large LCD Display Window With Three Buttons, Mode / Set / Reset
- Computer Functions: Scan, Time, Speed, Distance, Calories, Odometer, And Heart Rate (Pulse)
- 3 Computer Workout Goal Settings: Time, Distance, And Calories Burned
- Built-In Smart Phone / Tablet Holder Included
- **Optional:** Virtual Cycle: FitShow

Drive/Tension System:

- 7 kg Flywheel And Belt Drive For Smooth Quite Operation
- 8 Levels Magnetic Tension Knob For An Easy Or More Challenging Workout

Construction:

- The Bike Is Constructed Of High Quality Metal Tube For Strength And Durability
- Front-Mounted Transport Wheels For Easy Moving And Storage
- Heavy Duty Three Pieces Crank System
- Large Non-Skip Foot Pedals With Adjustable Straps

Shipping:

- 40' HQ: 454 Units
- FOB Port: Xiamen, China
- Net Weight: 37.2 kgs



ITEM # 27227

SPINNING BIKE

Product Size:

- Set Up Dimension:L x W x H (cm): 132 x 65 x 135.5

Features:

- Perfect Home Exercise Equipment
- 14-Level Magnetic Resistance Knob Allows For Precise Resistance Adjustments
- Adjustable Ergonomic Saddle In Both Vertical And Horizontal Directions For Comfortable Seating Position
- Multi-Grip Handlebar With Adjustable Height
- Smart Phone/Tablet Shelf And Water Bottle Holder Included
- Adjustable Leveling End Caps For Uneven Floors
- Recommended For User Height Range Of 150 To 195 cm
- Maximum User Weight: 130 kg

Drive/ Tension System:

- 8 kg Flywheel And Belt Drive For Smooth Quite Operation
- Magnetic Braking System With Quick Emergency Stops

Construction:

- The Bike Is Constructed Of High Quality Metal Tube For Strength And Durability
- Built-in Transport Wheels For Easy Transport And Storage
- Heavy Duty Three Pieces Crank System
- Large Foot Pedals And Adjustable Feet Covers With Straps Will Prevent Feet Slip From Pedals While Pedaling

Optional:

- Virtual Cycling: Zwift And KinoMap

Shipping:

- 40' Q'TY: 258 Units
- FOB Port: Xiamen, China
- Net Weight: 36 kgs



ITEM # 27100

SPINNING BIKE

Product Size:

- Product Dimensions: L x W x H (cm): 110 x 50.5 x 136

Features:

- Perfect Home Exercise Equipment For Room Of Any Size
- 16 Levels Magnetic Tension Knob For An Easy Or More Challenging Workout
- Foam Grip Handlebar With Adjustable Height
- Hand Pulse Sensors On The Handlebar To Monitor Your Heart Rate
- Adjustable Seat In Both Vertical And Horizontal Directions For Comfortable Seating Position
- Adjustable Levelers For Unstable And Uneven Surfaces
- Recommended For User Height Range Of 150 To 195 cm
- Tablet Holder Are Available For Your Convenient
- The Maximum Weight Capacity For This Product Is 130 kg

Drive/ Tension System:

- 6 kg Flywheel And Belt Drive For Smooth Quite Operation
- Brake Lever For Quick Emergency Stops

Construction:

- The Bike Is Constructed Of High Quality Metal Tube For Strength And Durability
- Front-Mounted Transport Wheels For Easy Moving And Storage
- Heavy Duty Three Pieces Crank System
- Large Foot Pedals And Adjustable Feet Covers With Straps Will Prevent Feet Slip From Pedals While Pedaling

Shipping:

- 40' Q'TY: 224 Units
- FOB Port: Ningbo, China
- Net Weight: 37 kgs



Computer



- Single Large LCD Display Window With Three Buttons, Mode / Set / Reset
- Computer Functions: Scan, Time, Speed, Distance, Calories, Odometer And Heart Rate (Pulse)
- 3 Computer Workout Goal Settings: Time, Distance, And Calories Burned
- Built-In Smart Phone / Tablet Holder Included



Innovative Computer Console Shape with Mobile Device Holder

ITEM # 27213

RUN ACTIVE SPINNING BIKE

Product Size:

- Set Up Dimension: L x W x H (cm): 105 x 48 x 112

Features:

- Sturdy Base That Can Support Any Cyclist Up to 100 kg
- Easily Adjust This Exercise Equipment to Meet Preferences and Needs
- Perfect Home Exercise Equipment for Room of Any Size
- Adjustable Saddle in Height / Back & Forth
- Adjustable Handlebar in Height
- Built-in Tablet / Smart Phone Shelf
- Smooth, Quiet, Durable, Compact and Comfort

Drive/ Tension System:

- 13 kgs Flywheel, Belt Drive
- Brake Pad Breaking System to Increase Resistance
- Emergent Brake System

Construction:

- Built-in Transport Wheels
- Heavy Duty 3 Pieces Crank System
- Non-Slip Pedals with Adjustable Straps

Shipping:

- 40' Q'TY: 305 Units
- FOB Port: Ningbo, China
- Net Weight: 33 kgs



ITEM # 27214

RUN ACTIVE SPINNING BIKE

Product Size:

- Set Up Dimension: L x W x H (cm): 105 x 48 x 112

Features:

- Perfect Home Exercise Equipment For Room Of Any Size
- Easily Adjust This Exercise Equipment to Meet Preferences and Needs
- Handlebar With Adjustable Height
- Hand Pulse Sensors On The Handlebar To Monitor Your Heart Rate
- Adjustable Seat In Both Vertical And Horizontal Directions For Comfortable Seating Position
- Adjustable Levelers For Unstable And Uneven Surfaces
- The Maximum Weight Capacity For This Product Is 100 kg
- Recommended For User Height Range Of 150 To 185 cm
- Smart Phone Holder Is Available For Your Convenient

Drive/ Tension System:

- 13 kg Flywheel And Belt Drive For Smooth Quite Operation
- Resistance Knob Allows For Precise Resistance Adjustments And Quick Emergency Stops

Construction:

- The Bike Is Constructed Of High Quality Metal Tube For Strength And Durability
- Front-Mounted Transport Wheels For Easy Moving And Storage
- Heavy Duty Three Pieces Crank System
- Large Foot Pedals And Adjustable Feet Covers With Straps Will Prevent Feet Slip From Pedals While Pedaling

Shipping:

- 40' Q'TY: 305 Units
- FOB Port: Ningbo, China
- Net Weight: 33 kgs



Computer



- Single LCD Display Window With One Button
- Computer Functions: Scan, Time, Speed, Distance, Calories, And Pulse

ITEM # 27400

SPINNING BIKE

Product Size:

- Set Up Dimension: L x W x H (cm): 122 x 51 x 119

Features:

- Sturdy Base That Can Support Any Cyclist Up To 130 kg
- Recommended For User Height Range Of 155 To 195 cm
- Perfect Home Exercise Equipment For Room Of Any Size
- Adjustable Saddle In Both Vertical And Horizontal Directions For Comfortable Seating Position
- Multi Grip Position Handlebar With Adjustable Height
- Easily Adjust This Exercise Equipment To Meet Preferences And Needs
- Resistance Knob Allows For Precise Resistance Adjustments And Quick Emergency Stops

Drive/ Tension System:

- 20 kg Flywheel, Belt Drive

Construction:

- Front-Mounted Transport Wheels For Easy Moving And Storage
- Heavy Duty Three Pieces Crank System
- Large Non-Skid Foot Pedals With Adjustable Straps

Shipping:

- 40' Q'TY: 218 Units
- FOB Port: Ningbo, China
- Net Weight: 60 kgs



ITEM # 27768

SPINNING BIKE

Product Size:

- Set Up Dimension: L x W x H (cm): 125 x 54 x 115

Features:

- Adjustable Saddle in Height Back & Forth
- Adjustable Handlebar in Height / Back & Forth

Drive/ Tension System:

- 18 kgs Flywheel, Chain Drive
- Brake Pad Breaking System to Increase Resistance
- Emergent Brake System

Construction:

- Built-in Transport Wheels
- Heavy Duty 3 Pieces Crank System
- Non-Slip Pedals with Adjustable Straps

Shipping:

- 40' Q'TY: 252 Units
- FOB Port: Xiamen, China
- Net Weight: 44 kgs



Computer



- LCD Monitor Displays Scan, Time, Speed, Distance, Odometer And Calories Burned
- 3 Monitor Workout Goal Settings: Time, Distance And Calories Burned



- 3.4" Single LCD Display w/ Hand Pulse
- Function: Scan, Time, Speed, Distance, Calories, Pulse and RPM

ITEM # 27011

RUN ACTIVE SPINNING BIKE

Product Size:

- Set Up Dimension: L x W x H (cm): 107 x 51 x 115

Features:

- Sturdy Base That Can Support Any Cyclist Up To 100 kg
- Recommended For User Height Range Of 155 To 195 cm
- Easily Adjust This Exercise Equipment To Meet Preferences And Needs
- Perfect Home Exercise Equipment For Room Of Any Size
- Adjustable Saddle In Both Vertical And Horizontal Directions For Comfortable Seating Position
- Stationary Foam Grip Handlebar
- Resistance Knob Allows For Precise Resistance Adjustments And Quick Emergency Stops

Drive/ Tension System:

- 10 kg Flywheel, Chain Drive

Construction:

- Front-Mounted Transport Wheels For Easy Moving And Storage
- Heavy Duty One Piece Crank System
- Large Foot Pedals And Adjustable Feet Covers With Straps Will Prevent Feet Slip From Pedals While Pedaling

Shipping:

- 40' Q'TY: 378 Units
- FOB Port: Xiamen, China
- Net Weight: 27.5 kgs



ITEM # 27014

RUN ACTIVE SPINNING BIKE

Product Size:

- Set Up Dimension: L x W x H (cm): 107 x 51 x 115

Features:

- Sturdy Base That Can Support Any Cyclist Up To 125 kg
- Recommended For User Height Range Of 155 To 195 cm
- Easily Adjust This Exercise Equipment To Meet Preferences And Needs
- Perfect Home Exercise Equipment For Room Of Any Size
- Adjustable Saddle In Both Vertical And Horizontal Directions For Comfortable Seating Position
- Foam Grip Handlebar With Adjustable Height
- Resistance Knob Allows For Precise Resistance Adjustments And Quick Emergency Stops

Drive/ Tension System:

- 13 kg Flywheel, Chain Drive

Construction:

- Front-Mounted Transport Wheels For Easy Moving And Storage
- Heavy Duty Three Pieces Crank System
- Large Foot Pedals And Adjustable Feet Covers With Straps Will Prevent Feet Slip From Pedals While Pedaling

Shipping:

- 40' Q'TY: 328 Units
- FOB Port: Xiamen, China
- Net Weight: 32 kgs



ITEM # 27017

RUN ACTIVE SPINNING BIKE

Product Size:

- Set Up Dimension: L x W x H (cm): 107 x 51 x 115

Features:

- Sturdy Base That Can Support Any Cyclist Up To 125 kg
- Recommended For User Height Range Of 155 To 195 cm
- Easily Adjust This Exercise Equipment To Meet Preferences And Needs
- Perfect Home Exercise Equipment For Room Of Any Size
- Adjustable Saddle In Both Vertical And Horizontal Directions For Comfortable Seating Position
- Foam Grip Handlebar With Adjustable Height
- Resistance Knob Allows For Precise Resistance Adjustments And Quick Emergency Stops
- Water Bottle With Holder
- Adjustable Leveling Feet For Unstable And Uneven Surfaces

Drive/ Tension System:

- 15 kg Flywheel, Chain Drive

Construction:

- Front-Mounted Transport Wheels For Easy Moving And Storage
- Heavy Duty Three Pieces Crank System
- Large Foot Pedals And Adjustable Feet Covers With Straps Will Prevent Feet Slip From Pedals While Pedaling

Shipping:

- 40' Q'TY: 324 Units
- FOB Port: Xiamen, China
- Net Weight: 35.5 kgs



Computer



- LCD Monitor Displays Scan, Time, Speed, Distance And Calories Burned

ITEM # 27016B

RUN ACTIVE SPINNING BIKE

Product Size:

- Set Up Dimension:L x W x H (cm): 113 x 49.5 x 117

Features:

- Adjustable Saddle in Height / Back & Forth
- Adjustable Handlebar in Height
- Table / Smart Phone Shelf

Drive/ Tension System:

- 15 kgs Flywheel, Belt Drive
- Brake Pad Breaking System to Increase Resistance
- Emergent Brake System

Construction:

- Built-in Transport Wheels
- Heavy Duty 3 Pieces Crank System
- Non-Slip Pedals with Adjustable Straps

Shipping:

- 40' Q'TY: 284 Units
- FOB Port: Xiamen, China
- Net Weight: 38 kgs



Dipping Handlebar Tablet Shelf



ITEM # 27678

SPINNING BIKE

Product Size:

- Set Up Dimension:LxWxH (cm):120 x 50 x 120

Features:

- Sturdy Base That Can Support Any Cyclist Up to 120 kg
- Recommended for User Height Range of 155 to 185 cm
- Easily Adjust This Exercise Equipment to Meet Preferences and Needs
- Perfect Home Exercise Equipment for Room of Any Size
- Adjustable Saddle in Height / Back & Forth
- Adjustable Handlebar in Height
- Water Bottle with Holder
- Smooth, Quiet, Durable, Compact and Comfort

Drive/ Tension System:

- 18 kg Flywheel, Belt Drive
- Brake Pad Breaking System to Increase Resistance
- Emergent Brake System

Construction:

- Built-in Transport Wheels
- Heavy Duty three Pieces Crank System
- Non-Slip Pedals with Adjustable Straps

Shipping:

- 40' Q'TY: 310 Units
- FOB Port: Ningbo, China
- Net Weight: 41 kg



Computer



- Single Large LCD Display Window with Hand Pulse
- Functions: Scan, Time, Speed, Distance, Calories, Pulse and Pulse Recovery

ITEM # 16065N

Manual / Motorized Oxy Cycle

Product Size:

- Set Up Dimension: (L x W x H): 50 x 46 x 38 cm

Features:

- The Manual / Motorized Oxy Cycle Will Help Improve Blood Circulation And Strengthen Your Arms Or Legs Muscles
- Can Be Used With Manual / Motorized Tension
- Equipped With Large Non-skid Foot Pedals And One Set Of Soft Sponge Handle Grips For Hand Use
- With Non-slip Mat For Safety And Comfort
- Built-in Carrying Handle For Easy Transport
- The Product Complies With The Requirements For A CE Certification
- Voltage: 110-230 Volt AC

Motor Auto Stop Security Protection:

- For Added Safety, When Using The Exerciser In Passive Mode (With Motor Assistance), The Safety Overload Protection Stops The Cranks Rotation If There Is Excessive Speed Or User Cannot Rotate Freely

Computer:

- Single Large LCD Display Window
- Function: Scan, Time, RPM (Revolution Per Minute), Count, Calories, And Resistance

Drive/Tension System:

- Powerful Motor System With Handheld Controller
- Motorized Drive With Speed Control Knob
- Manual Drive With Adjustable 5-Level Resistance Control Knob

Shipping:

- 40'Q'TY: 920 units (1 unit/box; 2 box/ctn)
- FOB Port: Taichung, Taiwan
- Net Weight: 9 kgs



Arm Exercise



Leg Exercise



ITEM # 16063

Motorized Oxy Cycle Pro (Forward & Backward)

Product Size:

- Set Up Dimension: L x W x H (cm): 50 x 46 x 38

Features:

- Motorized Oxy Cycle Exerciser
- With Non-Slip Mat for Safety and Comfort
- Built-in Carrying Handle for Easy Transport
- Allows User to Set the Pedals Rotation in a Forward or Reverse Direction
- Turn the Speed Control Knob in a Clockwise Direction to Increase Speed

Computer:

- Single Large LCD Display Window
- Function: Scan, Reps (Repetitions), Timer, Total Reps, Calories and Distance

Drive/Tension System:

- Powerful DC Motor System with Speed Control Knob

Shipping:

- 40' Q'TY: 900 Units
- FOB Port: Xiamen, China
- Net Weight: 7 kgs



Arm Exercise



Leg Exercise



ITEM # 16067

Motorized Oxy Cycle (Forward & Backward)

Product Size:

- Set Up Dimension: L x W x H (cm): 39 x 42 x 28

Features:

- Light Weight and Takes up Little Space
- Versatility with Forward and Backward Exercise
- For Arm And Leg Exercises

Computer:

- Single Blue Back Light Window with 3 Buttons
- Functions: Speed, Time, Distance, Calories, 6 Modes

Construction:

- DC Motors with Speed and Time Control for Upper and Down
- Durable Steel Frame Construction

Shipping:

- 40' Q'TY: 1350 Units
- FOB Port: Ningbo, China
- Net Weight: 4.3 kgs



ITEM # 16075N

Magnetic Resistance

Product Size:

- Set Up Dimension: L x W x H (cm): 50 x 46 x 38

Features:

- 8-Level Magnetic Resistance Mini Bike
- Built-in Carrying Handle for Easy Transport

Computer:

- Single Large LCD
- Function: Scan, Repetition, Timer, Total Repetition, Distance and Calories

Drive/Tension System:

- 8-Level Resistance Adjustable Knob
- Belt Drive Magnetic System

Shipping:

- 40' Q'TY: 1050 Units
- FOB Port: Xiamen, China
- Net Weight: 8.5 kgs



Arm Exercise



Leg Exercise



ITEM # 16580

Mini Motorized Elliptical Cycle

Product Size:

- Set Up Dimension: L x W x H (cm): 51 x 40.5 x 29

Features:

- This Mini Motorized Elliptical Cycle Is A High-Quality Workout Machine That Allows You To Exercise The Muscles Of Your Lower Body
- The Small Compact Style Allows You To Exercise While In A Seated Position
- This Mini Motorized Elliptical Cycle Comes With A Remote Control, Providing A Quick Control Of The Machine
- Voltage: 220 Volt (110V Available)
- Allows User To Set The Pedals Rotation In A Forward Or Backward Direction
- Large Non-Slip Foot Pedals With Velcro Straps To Keep Your Feet Comfortable And Secure
- The Mini Motorized Elliptical Cycle Has A Built-In Carry Handle For Easy Portability
- This Fitness Machine Is Perfect For The Office And Home
- The Maximum Weight Capacity For This Product Is 100 kg

Computer:

- Multi-Function LCD Displays Scan, Level (Speed), Time, Count, And RPM (Revolutions Per Minute)
- 12 Different Adjustable Levels (Speed) For Different People Use, Improve The Function Of Cardiovascular System
- Programs: 12 Pre-set Workout Programs
- **Optional:** Virtual Cycle: Z-Sport

Shipping:

- 40'Q'TY: 630 Units
- FOB Port: Xiamen, China
- Net Weight: 7.9 Kgs



This Mini Motorized Elliptical Cycle Can Be Used Under-Desk For Leg Exercise



The Small Compact Style Allows You To Exercise While In A Seated Position



There Is A Built-In Carry Handle For Easy Portability



Bluetooth



Z-Sport



Download on the App Store



GET IT ON Google Play

ITEM # 16590

Mini Magnetic Elliptical Cycle

Product Size:

- Set Up Dimension: L x W x H (cm): 51 x 40.5 x 29

Features:

- This Mini Magnetic Elliptical Cycle Is A High-Quality Workout Machine That Allows You To Exercise The Muscles Of Your Lower Body
- The Small Compact Style Allows You To Exercise While In A Seated Position
- Rotation Function Is Forward And Backward Rotation
- Large Non-Slip Foot Pedals To Keep Your Feet Comfortable And Secure
- The Mini Magnetic Elliptical Cycle Has A Built-In Carry Handle For Easy Portability
- This Fitness Machine Is Perfect For The Office And Home
- The Maximum Weight Capacity For This Product Is 100 kg

Computer:

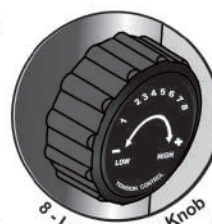
- Multi-Function LCD Displays Scan, Reps/Min (Repetitions Per Minute), Time, Count, And Calories Burned
- **Optional:** Virtual Cycle: Z-Sport

Drive (Tension)System:

- 1.5 kg Cast Iron Flywheel, Belt Drive Magnetic System with 8-Level Tension Knob

Shipping:

- 40'Q'TY: 630 Units
- FOB Port: Xiamen, China
- Net Weight: 9.3 Kgs



8-Level Tension Knob



Bluetooth



Z-Sport



Download on the App Store



GET IT ON Google Play

ITEM # 16310

Manual Foldable Oxy Cycle Sync

Product Size:

- Set Up Dimension: L x W x H (cm): 104.5 x 61.5 x 138

Features:

- EXTENDABLE Chair Strap Holder With EASY STRAP LOCK DESIGN To Prevent You Pushing Yourself Away The Exerciser During Your Workout
- 2 Independent 8-Level Magnetic Resistance Knob For Different People To Train Their Arms And Legs Separately, Improve The Function Of Cardiovascular System
- Versatility With Forward And Backward Exercise
- Stand For Arm Exercise Or Sit For Arm And Leg Exercise Synchronize
- Upper Arm Assembly Allows You To Adjust Different Heights And Angles
- Rear Platform Can Be Adjusted Forward And Back
- Built-in Transport Wheels For Easy Transport And Storage

Computer:

- Multi-Function LCD Displays Scan, Reps (Repetitions), Timer, Total Reps (Total Repetitions), Calories, And Distance

Construction:

- The Solid Main Frame Construction For Added Stability
- Heavy Duty Three Pieces Crank System
- Large Non-skid Foot Pedals With Adjustable Straps

Shipping:

- 40' Q'TY: 396 Units
- FOB Port: Xiamen, China
- Net Weight: 23.1 kgs



ITEM # 16410

Motorized Foldable Oxy Cycle Sync

Product Size:

- Set Up Dimension: L x W x H (cm): 104.5 x 61.5 x 138

Features:

- Exercise While Watch TV From a Seated Position
- EXTENDABLE Chair Strap Holder with EASY STRAP LOCK DESIGN to Prevent You Pushing Yourself Away the Exerciser During Your Workout
- 12 Different Adjustable Speed Levels for Different People Use, Improve the Function of Cardiovascular System
- Rotation Function is Forward and Backward Rotation
- Two DC Motors Allow You to do Upper and Lower Body Workouts One at a Time or Both at The Same Time
- Upper Arm Assembly Allows You to Adjust Different Heights and Angles

Motor Auto Stop Security Protection:

- For Added Safety, When Using The Exerciser In Passive Mode (With Motor Assistance), The Safety Overload Protection Stops The Cranks Rotation If There Is Excessive Speed Or User Cannot Rotate Freely

Computer:

- Multi-Function LCD Displays Scan, Level, Time, Count and RPM
- The Console Has 5 Preset Sessions That Run for 15 Minutes
- During the 15 Minutes the Direction of the Pedals and Handles Change Forward to Backwards

Shipping:

- 40' Q'TY: 396 Units
- FOB Port: Xiamen, China
- Net Weight: 20 kgs



The Product Can Be Used For Exercise Your Upper Body In a Standing Position



The Product Can Be Used With Chair For Exercise Your Upper And Lower Body



The Product Can Be Used With Wheelchair For Exercise Your Upper And Lower Body



Push The Handle of The Pneumatic Assist Cylinder Can Adjust The Upper Arm Assembly For Various Angles



EXTENDABLE Chair Strap Holder With EASY STRAP LOCK DESIGN To Prevent You Pushing Yourself Away The Exerciser During Your Workout

ITEM # 16080H

Foldable Oxy Cycle Sync

Product Size:

- Set Up Dimension: L x W x H (cm): 66 x 44 x 100
- Fold Up Dimension: L x W x H (cm): 66 x 44 x 21.5

Features:

- Light Weight and Takes Up Little Space
- Ergonomic Design for Easy Set Up and Foldable without Tools
- Versatility with Forward and Backward Exercise
- Stand for Arm Exercise or Sit for Leg & Arm Exercise Synchronize
- Dial Tension to Increase Resistance

Construction:

- Durable Steel Frame Construction
- 6-Level Adjustable Arm Angle

Shipping:

- 40' Q'TY: 795 Units
- FOB Port: Xiamen, China
- Net Weight: 7 kgs



ITEM # 76500V

Multi Strength Trainer

Product Size:

- Set Up Dimension: L x W x H (cm): 72 x 59 x 73
- Fold Up Dimension: L x W x H (cm): 94 x 59 x 24

Features:

- Foldable Multi Strength Trainer
- This Strength Trainer Is Equipped With Two Handles And Two Ankle Straps, Which Can Be Used For Sit-Ups, Abdominal Exercises, And Lower Body Workouts
- 2-Position For Seat Adjustment
- 3 Resistance Cable Ropes (Heavy, Medium, And Light Resistance) For Different Workout Demands
- Rear Tube End Cap Levelers For Unstable And Uneven Surfaces
- Can Be Folded For Storage

Construction

- Tubular Steel Frame Construction Provide Secure Stability And Durability

Shipping:

- 40' Q'TY: 945 Units
- FOB Port: Xiamen, China
- Net Weight: 10.2 kgs



ITEM # 78302

Stretch Trainer 3.0

Product Size:

- Set Up Dimension: L x W x H (cm): 135 x 60 x 122

Features:

- The Stretch Trainer With Ergonomic Design Ensures The Correct Stretching Position
- Unique Cushioned Seat And Knee Pad Design Help Stabilize Your Back During Stretching Movements
- Multiple Handle Positions Provides More Variety Of Stretches
- Multi-Grip Padded Handlebars Allow You To Control The Intensity And Duration Of Each Stretch
- Two Hand And Ankle Straps Provide An Improved Security And Control
- This Stretch Trainer Is Equipped With Four Elastic Ropes And Two Handles, Which Can Be Used For Abdominal, Arm, And Leg Stretching Training
- Large Adjustable Levelers For Uneven Floors
- 11 Essential Stretches To Target Key Muscle Groups: Lower Back, Hamstrings, Gluteal/Hips, Hips/Legs/Back, Inner Thighs/Groin, Upper Back, Shoulders, And Quadriceps
- The Maximum Weight Capacity For This Product Is 130 kg

Construction:

- High Quality Heavy Duty Welded Tube Construction
- Built-in Transport Wheels For Easy Transport And Storage

Shipping:

- 40' Q'TY: 220 Units
- FOB Port: Xiamen, China
- Net Weight: 29 kgs

1. Lower Back 2. Hamstrings 3. Gluteals, Hips 4. Inner Thighs, Groin



5. Hips, Legs, Back 6. Upper Back 7. Shoulders 8. Quadriceps



9. Calf Stretch 10. Adductors Stretch 11. Quad stretch



Handlebar Straps Provide An Improved Security And Control.



Tighten The Ankle Straps Securely To Avoid Falling From The Stretch Trainer While Doing Leg Stretch.



ITEM # 91320

SQUAT N ROW ABS TRAINER

Product Size:

- Product Dimensions: 132 L x 58 W x 97 H (cm)
- Folded Dimensions: L x W x H (cm): 160 x 55 x 22

Features:

- Perfect Home Exercise Equipment For Room Of Any Size
- Stable Compound Squat Rower Machine Can Not Only Strengthen Your Lower Body, But Also Strengthen Your Shoulders, Arms, And Back
- Four Resistance Cords Can Be Clipped On Or Off The Seat To Suit Any Fitness Level
- Each Black Resistance Cord Provides Approximately 9 kg Of Resistance
- Each Blue Resistance Cord Provides Approximately 6 kg Of Resistance
- When All 4 Resistance Cords Are Being Used, The Maximum Resistance is Approximately 30 kg
- The Soft And Comfortable Handlebars Provide Stability And Safety While Squatting Down
- Two Safety Straps Located On The Handlebars Will Help Ensure The Safe Operation Of The Machine
- The Adjustable Seat Cushion Can Be Adjusted Freely Back And Forth Direction To Your Desired Seated Position
- Two Foot Placement Options
- Smart Phone/Tablet Shelf Included
- Adjustable End Caps For Uneven Floors
- The Foldable Design For Easy Storage
- Recommended For User Height Up To 188 cm
- The Maximum Weight Capacity For This Product Is 100 kg

Construction:

- Tubular Iron Pipes Construction Provide Secure Stability And Durability
- The Large Non-Slip Foot Pedals Make It Easy To Get Your Feet On And Off The Machine

ITEM # 91303

SWING STEPPER

Product Size:

- Product Dimensions: L x W x H (cm): 53 x 40.5 x 32

Features:

- The Compact Design Stepper Is Suitable For Home Or Office Use To Work On Your Calves, Thighs, Buttocks, And More, Resulting In Less Impact On Knees During Exercise
- The Hydraulic Cylinder System That Provides Smooth Step Motion
- 3 Adjustable Locking Heights Stepper That Can Also Be Used As A Stable Platform
- Equipped With Two Resistance Bands With Handles For Arm Exercises
- Heat Shields On The Hydraulic Cylinders For Safety When Moving The Stepper After Workout
- The Maximum Weight Capacity For This Product Is 110 kg

Construction:

- Heavy Duty Welded Round Tube Construction
- Large Non-Slip Foot Pedals Will Prevent Feet Slip From Pedals While Stepping

Shipping:

- 40' Q'TY: 644 Units
- FOB Port: Xiamen, China
- Net Weight: 16.9 kgs



Shipping:

- 40' Q'TY: 916 Units
- FOB Port: Xiamen, China
- Net Weight: 14.7 kgs



Computer



- Single LCD Display Window
- Functions: Scan, Time, Reps/Min, Count, And Calorie

ITEM # 30671

DARIUS WATER RESISTANCE ROWING MACHINE

Product Size:

- Set Up Dimension: L x W x H (cm): 198.5 x 51 x 88.5
- Fold Up Dimension: L x W x H (cm): 88.5 x 51 x 198.5

Features:

- This Water Resistance Rowing Machine Features A Unique Design With A 45-degree Angled Water Tank. This Design Increases The Range Of Resistance Compared To Others In A Flat Position
- Full Body Low Impact Workout Targets Forearms, Biceps, Triceps, Shoulders, Legs, Thighs And More
- The Resistance Levels (1-6) Of This Water Rowing Machine Can Be Adjusted With Included Siphon Pump And Funnel
- Water Resistance For An Easy Or More Challenging Workout
- Long Handlebar Provides Comfortable Grips For Each Stroke
- Large Ergonomic Seat Cushion Provides Extra Comfort For A Long Session Workout
- Seat With Rollers For Smooth Rowing Strokes
- Quiet Durable Nylon Rowing Belt Allows You To Watch TV Or Listen To Music While Exercising
- 6 Adjustable Levels Foot Pedals With Adjustable Straps Fit Any Size Foot
- Stand Up Easily For Storage While Not In Use
- Rear Adjustable Levelers For Uneven Floors
- The Maximum Weight Capacity For This Product Is 150 kg

Computer:

- Large LCD Window Displays Time, Time/500M, SPM (Stroke Per Minute), Distance, Strokes, Total Strokes, Calories Burned, Drag Force, Watt (Energy Consumption), Pulse (When Using A Compatible Heart Rate Monitor Chest Belt), And Heart Rate Recovery
- 6 Computer Workout Programs (Quick Start, Standard, Target Single, Target Interval, Custom, And Race)
- 4 Customizable HIIT (High-Intensity Interval Training) Intervals For HIIT Workout
- The Angle Of The Monitor Can Be Adjusted To The Most Comfortable Angle To Read The Display For The Users With Different Height
- Built-In Smart Phone / Tablet Holder
- Virtual Row: KinoMap
- **Optional:** Heart Rate Monitor Chest Belt (Suitable For All Fitness Devices With A Wireless 5K Hz Receive)

Construction:

- The High Quality Iron Slide Rail And Main Frame Of The Rowing Machine Firmly Support And Offer Sturdiness For The Users While Rowing
- Built-In Transport Wheels For Easy Transport And Storage

Shipping:

- 40' Q'TY: 120 Units
- FOB Port: Xiamen, China
- Net Weight: 31.8 kgs



ITEM # 30685C

X10 Magnetic Rowing Machine

Product Size:

- Set Up Dimension: L x W x H (cm): 157 x 45 x 72
- Stand Up Dimension: L x W x H (cm): 72 x 45 x 157

Features:

- Full Body Low Impact Workout Targets Forearms, Biceps, Triceps, Shoulders, Legs, Thighs And More
- Long Handlebar Provides Comfortable Grips For Workout Exercises
- Large Ergonomic Seat Cushion Provides Extra Comfort For A Long Session Workout
- Seat With Rollers For Smooth Rowing Strokes
- Quiet Durable Nylon Rowing Belt Allows You To Watch TV Or Listen To Music While Exercising
- Large Foot Pedals With Adjustable Straps For Easy Foot Adjustment
- Store The Rower Vertically For Storage While Not In Use
- Easy Lift Rower Into Its Full Vertical Storage Position While Not In Use
- Built-In Smartphone / Tablet Holder Included
- The Maximum Weight Capacity For This Product Is 110 kg

Drive/Tension System:

- 3 kg Flywheel And Belt Drive For Smooth Quite Operation
- 8 Levels Magnetic Tension Knob For An Easy Or More Challenging Workout

Construction:

- The High Quality Iron Slide Rail And Main Frame Of The Rowing Machine Firmly Support And Offer Sturdiness For The Users While Rowing
- Front-Mounted Transport Wheels For Easy Moving And Storage

Shipping:

- 40' HQ: 570 Units
- FOB Port: Shanghai, China
- Net Weight: 19 kgs



ITEM # 30110

WATER RESISTANCE ROWING MACHINE

Product Size:

- Set Up Dimension: L x W x H (cm): 203.5 x 52 x 114
- Fold Up Dimension: L x W x H (cm): 94 x 52 x 195

Features:

- Full Body Low Impact Workout Targets Forearms, Biceps, Triceps, Shoulders, Legs, Thighs And More With Additional Exercises
- Long Handlebar Provides Comfortable Grips For Workout Exercises
- Water Resistance For An Easy Or More Challenging Workout
- The Resistance Level Of This Water Rowing Machine Is Based On Water Capacity And Rowing Speed
- Large Ergonomic Seat Cushion Provides Extra Comfort For A Long Session Workout And The Seat Can Be Locked In Position By A Knob
- Ultra-quiet Durable Nylon Rowing Belt Allows You To Watch TV Or Listen To Music While Exercising
- The Maximum Weight Capacity For This Product Is 130 kg
- Adjustable Rear Floor Stabilizers Prevent Rocking To Ensure A Smooth Rowing Experience
- Large Foot Pedals With Adjustable Straps For Easy Foot Strap Adjustment
- Built-in Transport Wheels For Easy Transport
- Easy Fold For Storage While Not In Use

Shipping:

- 40' Q'TY: 218 Units
- FOB Port: Xiamen, China
- Net Weight: 31 kgs



Computer



- Single Large LCD Display Window With One Button
- Single Large LCD Display Window With Three Buttons – Mode, Set, And Reset
- Computer Functions: Scan, Time, Count, Distance, Calories, RPM, And Pulse
- 5 Computer Workout Goal Settings: Time, Distance, Count, Calories Burned, And Heart Rate
- The Angle Of The Computer Console Can Be Adjusted To The Most Comfortable Angle To Read The Display For The Users With Different Height
- Smartphone / Tablet Holder Are Available For Your Convenient
- **Optional:** Heart Rate Monitor Chest Belt
Virtual Row: Fitnessdata And Kinomap



- Large LCD Console Displays Scan, Time, Count, Distance, Total Count And Calories
- Mobile Device Holder Included
- **Optional:** Get Your Personal Trainer As Well As Control the Rower Through the Bluetooth App

ITEM # 30640

AIR MAGNETIC ROWER

Product Size:

- Set Up Dimension: L x W x H (cm): 183 x 58 x 69
- Fold Up Dimension: L x W x H (cm): 80 x 58 x 122

Features:

- Full Body Low Impact Workout Targets Forearms, Biceps, Triceps, Shoulders, Legs, Thighs and More With Additional Exercises
- Long 58cm Foam Handlebar Provides Comfortable Grips for Different Workout Exercises
- 14 Level Fan and Magnetic Tension Resistance for An Easy or More Challenging Workout
- Large Contoured Cushion Seat Provides Extra Comfort for a Long Session Workout
- Ultra-Quiet Durable Nylon Rowing Belt Allows You to Watch TV or Listen to Music While Exercising
- Ball-Bearing Rollers for Smooth Rowing Strokes
- The Maximum Weight Capacity for This Product is 110 kg
- Recommended user Height 145cm – 193cm
- Adjustable Large Anti-Slip Foot Pedals with Adjustable Straps Fits any Size Foot
- Pivoting Foot Pedals Allows for Large Range of Motion Transport Wheels for Easy Relocation or To Storage
- Smart Phone Holder Included
- Folds Easily for Storage While Not In Use

Shipping:

- 40' Q'TY: 316 Units
- FOB Port: Xiamen, China
- Net Weight: 20 kgs



ITEM # 30680

MAGNETIC ROWER

Product Size:

- Set Up Dimension: L x W x H (cm): 150 x 53 x 44
- Fold Up Dimension: L x W x H (cm): 45 x 53 x 150

Features:

- Magnetic Tension Rower
- Extra Long Handle
- Smooth Sliding Aluminum Track
- Easy Foldable for Storage and Space Saving
- Adjustable Strap and Non-Slip Foot Pedals

Drive/Tension System:

- 5 kgs Cast Iron flywheel Magnetic Tension System
- 8-Level Tension Control Knob

Construction:

- Comfortable PU Seat
- PU Wheels with Bearing System Sliding on Aluminum Track

Shipping:

- 20'/40'/40'HQ Q'ty: 227 / 457 / 462 Units
- FOB Port: Shanghai, China
- Net Weight: 19.3 kgs



Computer



- Large LCD Window Displays Strokes, Time, Calories, SPM (Stroke Per Minute), Meters, Split and Watts
- Setting Workout Goals



- Single LCD Extra Large Display with One Button
- Functions: Scan, Time, Count, Total Count, Calorie and Count / Min

ITEM # 30620

HADES MAGNETIC ROWER

Product Size:

- Set Up Dimension: L x W x H (cm): 188 x 58~59 x 82
- Fold Up Dimension: L x W x H (cm): 95 x 58 x 173

Features:

- Full Body Low Impact Workout Targets Forearms, Biceps, Triceps, Shoulders, Legs, Thighs and More With Additional Exercises
- Patent Pending Front Stabilizer Foot Pads Allows for Additional Exercises Such as Curls, Upright Rows, Bent Over Rows, Front Raises, Shrugs, Triceps Extensions, Standing Shoulder Presses and More
- Large Contoured Cushion Seat Provides Extra Comfort for a Long Session Workout
- Long Foam Handlebar Provides Comfortable Grips for Different Workout Exercises
- Ultra-Quiet Durable Nylon Rowing Belt Allows You to Watch TV or Listen to Music While Exercising
- Adjustable Large Anti-Slip Foot Pedals with Adjustable Straps Fits any Size Foot
- 8-Level Tension Control Knob
- Ball-Bearing Rollers for Smooth Rowing Strokes
- The maximum weight capacity for this product is 110 kg
- Recommended User Height 145cm – 193cm
- Transport Wheels for Easy Relocation or to Storage

Shipping:

- 40' Q'TY: 276 Units
- FOB Port: Xiamen, China
- Net Weight: 22.5 kgs



Curls



Front Raises



Triceps Extensions



Upright Rows

ITEM # 30630

DUNAS MAGNETIC ROWER

Product Size:

- Set Up Dimension: L x W x H (cm): 224 x 56 x 56
- Fold Up Dimension: L x W x H (cm): 90 x 56 x 135

Features:


- Full Body Low Impact Workout Targets Forearms, Biceps, Triceps, Shoulders, Legs, Thighs and More with Additional Exercises
- Patent Pending Front Stabilizer Foot Pads Allows for Additional Exercises Such as Curls, Upright Rows, Bent Over Rows, Front Raises, Shrugs, Triceps Extensions, Standing Shoulder Presses and More
- Large Contoured Cushion Seat Provides Extra Comfort For a Long Session Workout
- Long Foam Handlebar Provides Comfortable Grips for Different Workout Exercises
- Large Anti-Slip Foot Pedals with Adjustable Strap Rings for Easy Foot Strap Adjustment
- Ultra-Quiet Durable Nylon Rowing Belt Allows You to Watch TV or Listen to Music While Exercising
- 14-Level Tension Control Knob
- Ball-Bearing Rollers for Smooth Rowing Strokes
- The Maximum Weight Capacity for This Product is 110 kg
- Recommended User Height 145cm – 193cm
- Pivoting Foot Pedals Allows for Large Range of Motion
- Smart Phone Holder Included
- Folds Easily For Storage While Not In Use
- Transportation Wheels For Easy Relocation or to Storage




Front Raises



Tricep Extensions



Side Raises



Reverse Grip Curl

Shipping:

- 40' Q'TY: 290 Units
- FOB Port: Xiamen, China
- Net Weight: 29 kgs

Computer



- Large 3.5" LCD Window Displays Scan, Time, Speed, Distance, Calories Burned and Odometer
- 3 Workout Goal Settings: Time, Distance and Calories Burned



- Large 3.5" LCD Displays Count, Time, Total Count, Calories Burned, Count / min and Scan

ITEM # 30805

AIR MAGNETIC ROWER PC

Product Size:

- Set Up Dimension: L x W x H (cm): 249.5 x 38.5 x 97
- Fold Up Dimension: L x W x H (cm): 130 x 38.5 x 175

Features:

- Magnetic Tension Rower
- Smooth Sliding Aluminum Track
- Extra Long Handle, Folds for Easy Storage and Space Saving
- Large Non-Slip Foot Pedals
- 7-Level Pedal Size Adjustment with Free Moving Angle
- Easy Lock Spring Knob to Lock the Rail in Set Up & Folding Position for Easy Storage & Space Saving
- Tablet / Smart Phone Holder

Construction:

- Built-in Transport Wheels, Large Rower Seat
- Steel-Arch Middle-Frame for Super Strength and Durability

Drive/Tension System:

- Air Flywheel Plus Magnetic Resistance System with 16-Level Motorized Control

Shipping:

- 40' Q'TY: 140 Units (1 Unit/ 2 Ctns)
- FOB Port: Taichung, Taiwan
- Net Weight: 38 kgs



ITEM # 30605

AIR MAG ROWER ML

Product Size:

- Set Up Dimension: L x W x H (cm): 250 x 38.5 x 99
- Fold Up Dimension: L x W x H (cm): 129 x 38.5 x 175

Features:

- Magnetic Tension Rower
- Smooth Sliding Aluminum Track
- Extra Long Handle, Folds for Easy Storage and Space Saving
- Large Non-Slip Foot Pedals
- 7-Level Pedal Size Adjustment with Free Moving Angle
- Easy Lock Spring Knob to Lock the Rail in Set Up & Folding Position for Easy Storage & Space Saving

Drive/ Tension System:

- Resistance Powerful Air & Magnetic System
- Hub Industrial Double Sealed Bearings
- Belt Drive with 8-Level Tension Control Knob

Construction:

- Built-in Transport Wheels, Large Rower Seat
- Steel-Arch Middle-Frame for Super Strength and Durability
- Roller Concealed with Bearings

Shipping:

- 40' Q'TY: 140 Units (1 Unit/ 2 Ctns)
- FOB Port: Taichung, Taiwan
- Net Weight: 38 kgs



Computer



- Extra Large Single with/ 8 Split Window LCD and Colorful Background Lights with Multiple-field for Training
- Functions: Scan, Stroke, Total Stroke, SPM, Time, Time/500M, Distance, Calories, Watt, Race and Recovery
- 12 Pre-Set Programs Plus 4 users Programs
- 5KHZ Wireless HR Receiver with 4HRC Programs
- **Optional:** Virtual Row with Kinomap



- Professional Rower Computer Extra Large LCD with/ 8 Split Window Display
- Functions: Scan, Stroke, Total Stroke, SPM, Time, Time/500M, Distance, Calories and Tempo



ITEM # 40033

CV: MAGNETIC TREADMILL

Product Size:

- Set Up Dimension: L x W x H (cm) : 129 x 64 x 131
- Fold Up Dimension: L x W x H (cm) : 61 x 64 x 131

Features:

- You Get A Smooth Workout With No Electric Outlet Needed, You Can Use This Magnetic Treadmill Anywhere In Your Home
- Foam Padded Handrail For Comfortable Hand Position
- Running Surface: 110 L x 36.5 W (cm)
- 3-Level Manual Incline
- None Impact Cushion Deck
- Folds Easily For Storage While Not In Use
- Manual Fold Up With Hydraulic Folding System
- Built-in Transport Wheels For Easy Transport
- The Maximum Weight Capacity For This Product Is 110 kg

Computer:

- Large LCD Display Window With Three Buttons – Mode, Set, And Reset
- Computer Functions: Scan, Time, Speed, Distance, Calories, And, Odometer
- 3 Computer Workout Goal Settings: Time, Distance, And Calories Burned
- Tablet Holder Are Available For Your Convenient

Drive/Tension System:

- 5 kg/each Cast Iron; Dual Flywheels
- Adjust The Resistance Handle For An Easy Or More Challenging Workout

Construction:

- Sturdy Steel Construction To Make Sure The Stability When Workout

Shipping:

- 40' HQ: 394 Units
- FOB Port: Xiamen, China
- Net Weight: 30.5 kgs



Adjust The Resistance Handle For An Easy Or More Challenging Workout.



ITEM #40145

CV: MANUAL TREADMILL

Product Size:

- Set Up Dimension: L x W x H (cm): 117 x 71 x 122
- Fold Up Dimension: L x W x H (cm): 52 x 71 x 128

Features:

- Smooth, Quiet, Durable, Compact and Comfort
- Running Surface: L111cm x W33.5cm

Computer:

- Single LCD Display with One Button
- Functions: Scan, Time, Speed, Distance, Calories and Odometer

Drive/Tension System:

- 5 kgs Cast Iron Dual Wheels

Construction:

- Built-in Transport Wheels
- Manual Fold for Easy Transport and Storage
- Manual 3-Level Incline

Shipping:

- 40' Q'ty: 420 Units
- FOB Port: Xiamen, China
- Net Weight: 24 kgs



ITEM # 40180

CV: MAGNETIC TREADMILL

Product Size:

- Set Up Dimension: L x W x H (cm): 133 x 68 x 128
- Fold Up Dimension: L x W x H (cm): 51 x 68 x 128

Features:

- Magnetic Tension Treadmill with Hand Pulse
- You Get A Smooth Workout With No Electric Outlet Needed, You Can Use This Magnetic Treadmill Anywhere In Your Home
- Foam Padded Handrail With Pulse Grip For Comfortable Hand Position
- Easy To Set Up And Lightweight
- Transportation Wheels For Easy Relocation
- Folds Easily For Storage While Not In Use
- 3-Level Manual Incline
- The Maximum Weight Capacity For This Product Is 110 kg
- Running Surface: 102 L x 33 W (cm)

Computer:

- Large LCD Display Window With 3 Buttons Mode / Set / Reset
- Functions: Scan, Time, Speed, Distance, Calories And Hand Pulse
- 3 Computer Workout Goal Settings: Time, Distance And Calories Burned

Drive/Tension System:

- 5.5 kg Cast Iron Dual Wheels
- 8 Level Magnetic Tension Resistance For An Easy Or More Challenging Workout

Construction:

- Sturdy Steel Construction To Make Sure The Stability When Workout

Shipping:

- 40 FT: 400 units
- FOB Port: Xiamen, China
- Net Weight: 26.5 kgs



ITEM # 40032

CV: MAGNETIC TREADMILL

Product Size:

- Set Up Dimension: L x W x H (cm): 130 x 74 x 132
- Fold Up Dimension: L x W x H (cm): 90 x 74 x 133

Features:

- Magnetic Treadmill w/ Hand Pulse
- Smooth, Quiet, Durable, Compact and Comfort
- Running Surface: L108cm x W39cm

Computer:

- One Extra Large LCD Window Display
- Function: Scan, Time, Speed, Distance, Calorie, Odometer and Hand Pulse

Drive/Tension System:

- 4.5 kgs / each Cast Iron Dual Flywheel
- 8-Level Knob Merge Into The Console

Construction:

- Build in Transport Wheels
- Manual Fold up for Easy Storage
- Manual 3-Level Incline
- 90% Pre-Assembly

Shipping:

- 40' Q'TY: 220 Units
- FOB Port: Xiamen, China
- Net Weight: 32 kgs



ITEM # 40125

MENTOR II Magnetic Treadmill

Product Size:

- Set Up Dimension: L x W x H (cm): 141 x 66 x 131
- Fold Up Dimension: L x W x H (cm): 52 x 66 x 148

Features:

- Magnetic Tension Treadmill with Hand Pulse
- Smooth, Quiet, Durable, Compact and Comfort
- Running Surface: 120cm L x 36cm W

Computer:

- Touch Panel; One Extra Large LCD Display
- Display function: Scan, Time, Speed, Distance, Total, Calorie and Hand Pulse

Drive/ Tension System:

- 6 kgs Cast Iron Dual Flywheel
- 8-Level Tension Knob to Adjust Resistance

Construction:

- Built-in Transport Wheels
- Manual Fold for Easy Transport and Storage
- Manual 2-Level Incline

Shipping:

- 40' Q'TY: 330 Units
- FOB Port: Xiamen, China
- Net Weight: 29 kgs



ITEM # 97114

AMYRTEE Programmable Motorized Treadmill

Product Size:

- Product Dimensions: L x W x H (cm): 133.5 x 73.5 x 133
- Folded Dimensions: L x W x H (cm): 78.5 x 73.5 x 133

Features:

- **BrushLess DC Motor:** BLDC Motor Will Not Have a Brush Causing Sparkle While Turning, Resulting in Lower Friction, Temperature Rises and Maintenance Demand
- BLDC Motor: 1.5 HP (Continue); 2.0 HP (Peak)
- Speed Range: 1.0~16.0 Km/Hr
- Voltage: 220 V or 110V
- Running Surface: 120 L x 46.5 W (cm)
- 3-Level Manual Incline
- Contact HR on Foam Padded Handlebar With Ergonomic Design
- Hydraulic Folding System
- 8 Anti-Shock Rubber Cushions Throughout The Deck Support System For Maximum Impact Absorption
- Quick Adjust Speed and On/Off Buttons On Both Sides of Handlebar
- None Impact Cushion Deck
- Adjustable Levelers For Uneven Floors
- Built-in Transport Wheels For Easy Transport And Storage
- Maximum User Weight:110kg

Computer:

- Extra Large LCD Monitor Displays Time, Speed, Distance, Calories, And Pulse
- 3 Goals Setting: Time, Distance, And Calories
- Multi View-Angel Adjust Console
- 15 Pre-set Workout Programs
- 8 Instant Speed Buttons (2, 4, 6, 8, 10, 12)
- Bottles and Tablet Holder Are Available for Your Convenient
- **Optional:** Virtual Run: FitShow, Zwift & KinoMap

Construction:


- Hidden Design BLDC Motor Makes The Treadmill More Elegant

Shipping:

- 40' HQ: 270 Units
- FOB Port: Xiamen, China
- Net Weight: 46.1 kgs



The Console Can Be Folded Horizontally, You Can Place A Laptop On It.



BLDC Motor Have Less Friction and Inertia While Working, Resulting Smaller Noise Compare to Traditional DC Motor

ITEM # 97085

XERXES PRO Programmable Motorized Treadmill

Product Size:

- Set Up Dimension: L x W x H (cm): 160 x 76 x 130
- Fold Up Dimension: L x W x H (cm): 85 x 76 x 142.5

Features:

- Motor Duty: 1.5HP (Continue) ; 3.0HP (Peak)
- Speed Range: 1.0~16 Km/Hr
- Incline: 15-Level Power Incline
- Voltage: 220 Volt (110V Available)
- Manual Fold Up With Hydraulic Folding System
- Instant Speed And Incline Buttons On Both Sides Of The Handlebar
- 4 Anti-Shock Rubber Cushions Throughout The Deck Support System For Maximum Impact Absorption
- None Impact Cushion Deck
- Built-in Lifting Handle That Simply Lift And Roll the Treadmill on Its Transport Wheels
- Built-in Transport Wheels For Easy Transport And Storage
- The Maximum Weight Capacity For This Product Is 120 kg
- Running Surface: L 126 cm x W 45 cm

Computer:

- Large LCD Display Window With Blue Backlit Screen
- Functions: Time, Speed, Distance, Calories, Incline, And Pulse
- 3 Goal Settings: Time, Distance, And Calories
- Programs: 12 Pre-set Workout Programs
- 4 Instant Speed Buttons (3, 6, 9, 12)
- 4 Instant Incline Buttons (2, 4, 8, 12)
- Audio Speaker System Included (MP3 AUX Input Jack, USB Port, And SD Card Slot)
- Bottles And Tablet Holder Are Available For Your Convenient
- **Optional:** Virtual Run: FitShow And KinoMap

Construction:

- Tubular Iron Pipes Construction Provide Secure Stability And Durability

Shipping:

- 40' Q'TY: 126 Units
- FOB Port: Ningbo, China
- Net Weight: 57 kgs



ITEM # 98550

APHRODITE Programmable Motorized Treadmill

Product Size:

- Set Up Dimension: L x W x H (cm): 184 x 76 x 138
- Fold Up Dimension: L x W x H (cm): 107 x 76 x 156

Features:

- Motor Duty: 2.5 HP (Continue); 3.5 HP (Peak)
- Speed Range: 1.0~18.0 Km/Hr
- Voltage: 220 Volt (110V Available)
- 4 Anti-Shock Rubber Cushions And 2 Air Cushions Throughout The Deck Support System For Maximum Impact Absorption
- Instant Speed And Incline Buttons On Both Sides Of the Handlebar
- The Maximum Weight Capacity For This Treadmill Is 130 kg
- Manual Fold Up With Hydraulic Folding System
- 15-Level Power Incline
- None Impact Cushion Deck
- Built-in Transport Wheels For Easy Transport And Storage
- Running Surface: 140 L x 48 W (cm)

Computer:

- 4 LED Display Windows
- Functions: Time, Speed, Distance, Calories, Incline And Pulse
- 3 Computer Workout Goal Settings: Time, Distance And Calories Burned
- 64 Computer Pre-set Workout Programs
- Accessory/Cup Holders Are Positioned To Store Your Mobile Devices, Water Bottle And More
- Audio Speaker System Included (Mobile Device Bluetooth Connection)
- 3 Instant Speed Buttons (3, 6, 9)
- 3 Instant Incline Buttons (3, 6, 9)
- 3 User Setting Programs, And 1 Body Fat Ratio Program
- **Optional:** Virtual Run: FitShow

Construction:

- Sturdy And Square Iron Pipes Construction

Shipping

- 40' Q'ty: 133 Units
- FOB Port: ShenZhen, China
- Net Weight: 76 kgs



Bluetooth



FitSHOW APP



ITEM #97004

EZ II WALK

Smart PAD Treadmill

Product Size:

- Product Size: L x W x H (cm): 132.5 x 53 x 12.5

Features:

- Motor Duty: 0.8 HP (Continue); 1.25 HP (Peak)
- Speed Range: 1.0~6.0 Km/Hr
- Voltage: 220 Volt (110V Available)
- Running Surface: 110 L x 41 W (cm)
- Equipped With A Remote Control For Convenient Adjustments
- Compact Size Allows The Treadmill To Be Stored Under The Sofa Or Bed
- None Impact Cushion Deck
- The Maximum Weight Capacity For This Treadmill Is 100 kg
- Built-in Transport Wheels for Easy Transport and Storage

Computer:

- 4 LED Display Windows
- Functions: Time, Speed, Distance, And Calories
- **Optional:** Audio Speaker System (Mobile Device Bluetooth Connection)

Construction:

- Sturdy And Durable Construction With Iron Frames

Shipping:

- 40' HQ: 549 Units
- FOB Port: Shenzhen, China
- Net Weight: 22.4 kgs

ITEM # 97036

TOP III WALK

Smart PAD Treadmill

Product Size:

- Product Dimensions: L x W x H (cm): 151 x 74.5 x 117.5
- Folded Dimensions: L x W x H (cm): 158 x 74.5 x 17.5

Features:

- DC Motor Duty: 1.25 HP (Continue); 2.5 HP (Peak) (AC Motor Available)
- Speed Range: 1.0~12.0~14.0 Km/Hr (Handrail Up Running Mode) 1.0~6.0 Km/Hr (Handrail Down Walking Mode)
- Voltage: 220 Volt (110V Available)
- Running Surface: 121 L x 45 W (cm)
- Knobs For Folding The Handrail Up And Down Position, Making Fold Adjustments Simple And Fast
- When The Handrail Is Lowered On The Treadmill, It Can Be Placed Beneath The Desk, Allowing You To Work While Walking
- Equipped With A Remote Control For Convenient Adjustments
- Compact Size Allows The Treadmill To Be Stored Under The Sofa Or Bed
- None Impact Cushion Deck
- Built-in Transport Wheels For Easy Transport And Storage
- 99% Pre-assembly
- Adjustable Levelers For Unstable And Uneven Surfaces
- The Maximum Weight Capacity For This Product Is 110 kg

Computer:

- Large LED Screen Display Window
- Functions: Time, Speed, Distance, And, Calories
- 3 Computer Workout Goal Settings: Time, Distance, And Calories Burned
- Program: 12 Pre-set Programs
- Handrail Down Walking Mode Function: With Innovative Handrail Down Walking Mode That The Maximum Walking Speed Is 6 KPH To Ensure The Safety Of User
- Tablet Holder Are Available For Your Convenient
- **Optional:** Virtual Run: Fitshow

Construction:

- Tubular Iron Pipes Construction Provide Secure Stability And Durability

Shipping:

- 40' Q'TY: 234 Units
- FOB Port: Ningbo, China
- Net Weight: 33 kgs



ITEM #97037

TOP II WALK Smart PAD Treadmill

Product Size:

- Product Dimensions: L x W x H (cm): 137.5 x 68.5 x 112
- Folded Dimensions: L x W x H (cm): 155.5 x 68.5 x 18.5

Features:

- Motor Duty: 1.25 HP (Continue); 2.5 HP (Peak)
- Speed Range: 1.0~14.0 Km/Hr (Handrail Up Running Mode)
1.0~6.0 Km/Hr (Handrail Down Walking Mode)
- Voltage: 220 Volt (110V Available)
- Running Surface: 110 L x 40 W (cm)
- Knobs For Folding The Handrail And Handlebar Up And Down Position, Making Fold Adjustments Simple And Fast
- When The Handrail Is Lowered On The Treadmill, It Can Be Placed Beneath The Desk, Allowing You To Work While Walking
- Compact Size Allows The Treadmill To Be Stored Under The Sofa Or Bed
- Innovative Automatic Running Belt Lubrication System
- None Impact Cushion Deck
- Built-in Transport Wheels For Easy Transport And Storage
- The Maximum Weight Capacity For This Treadmill Is 110 kg

Computer:

- 4 LED Display Windows And 1 LCD Display Control Knob
- Functions: Time, Speed, Distance, And, Calories
- 3 Computer Workout Goal Settings: Time, Distance, And Calories Burned
- Program: 12 Pre-set Programs
- Handrail Down Walking Mode Function: With Innovative Handrail Down Walking Mode That The Maximum Walking Speed Is 6 KPH To Ensure The Safety Of User
- Equipped With A Remote Control For Convenient Adjustments
- The LED Display Window On The Motor Cover For The Walking Mode
- Functions: Scan, Time, Speed, Distance, And, Calories
- Program: 4 Pre-set Programs
- Audio Speaker System Included (Mobile Device Bluetooth Connection)
- Tablet Holder Are Available For Your Convenient
- **Optional:** Virtual Run: FIT&HOME And Kinomap

Construction:

- Tubular Iron Pipes Construction Provide Secure Stability And Durability

Shipping:

- 40' Q'TY: 380 Units
- FOB Port: Ningbo, China
- Net Weight: 37 kgs



ITEM # 97039

TOP I WALK Smart PAD Treadmill

Product Size:

- Product Dimensions: L x W x H (cm): 133 x 73 x 98.5~104
- Folded Dimensions: L x W x H (cm): 139 x 73 x 12.5

Features:

- Motor Duty: 1.25 HP (Continue); 2.5 HP (Peak)
- Speed Range: 1.0~13.0 Km/Hr (Handrail Up Running Mode)
1.0~ 6.0 Km/Hr (Handrail Down Walking Mode)
- Voltage: 220 Volt (110V Available)
- Running Surface: 108 L x 42.5 W (cm)
- Knobs For Folding The Handrail Up And Down Position, Making Fold Adjustments Simple And Fast
- When The Handrail Is Lowered On The Treadmill, It Can Be Placed Beneath The Desk, Allowing You To Work While Walking
- Equipped With A Remote Control For Convenient Adjustments
- Compact Size Allows The Treadmill To Be Stored Under The Sofa Or Bed
- Innovative Automatic Running Belt Lubrication System
- None Impact Cushion Deck
- Built-in Transport Wheels For Easy Transport And Storage
- The Maximum Weight Capacity For This Treadmill Is 110 kg

Computer:

- 3 LED Display Windows
- Functions: Time, Speed, Distance, And, Calories
- 3 Computer Workout Goal Settings: Time, Distance, And Calories Burned
- Program: 12 Pre-set Programs
- 2 Instant Speed Buttons (3, 6)
- Handrail Down Walking Mode Function: With Innovative Handrail Down Walking Mode That The Maximum Walking Speed Is 6 KPH To Ensure The Safety Of User
- Audio Speaker System Included (Mobile Device Bluetooth Connection)
- Tablet Holder Are Available For Your Convenient
- **Optional:** Virtual Run: Fitshow

Construction:

- Tubular Iron Pipes Construction Provide Secure Stability And Durability

Shipping:

- 40' HQ: 408 Units
- FOB Port: Ningbo, China
- Net Weight: 29.2 kgs



ITEM #98015N

MERCURY

Programmable Motorized Treadmill

Product Size:

- Set Up Dimension: L x W x H (cm): 157 x 81 x 124
- Fold Flat Dimension: L x W x H (cm): 157 x 81 x 22.5

Features:

- DC Motor Duty: 2.0 HP (Continue); 3.5 HP (Peak) (AC Motor Available)
- Speed Range: 1.0~16.0 Km/Hr
- Voltage: 220 Volt (110V Available)
- Compact Size Allows The Treadmill To Be Stored Under The Bed
- Instant Speed And Start/Stop Buttons On Both Sides Of The Handlebar
- Built-in Transport Wheels For Easy Transport And Storage
- Running Surface: 125 L x 48 W (cm)
- The Supporting Bar Mechanism Provides Stability On The Ground When The Treadmill Is Folded Up
- None Impact Cushion Deck
- 99% Pre-assemble
- Fully Folding
- Adjustable Levelers For Unstable And Uneven Surfaces
- The Maximum Weight Capacity For This Product Is 120 kg

Computer:

- Large Blue Backlit LCD Screen Display Window With Multi View-Angel Adjustable Console
- Functions: Time, Speed, Distance, Calories, And Pulse
- 3 Computer Workout Goal Settings: Time, Distance, And Calories Burned
- Programs: 12 Pre-set Workout Programs
- 4 Instant Speed Buttons (3 km/h, 6 km/h, 9 km/h, 12 km/h)
- Tablet Holder Are Available For Your Convenient
- Audio Speaker System (MP3 AUX Input Jack And USB Port)
- **Optional:** Virtual Run: FitShow, Auto Incline #98015A

Construction:

- Tubular Iron Pipes Construction Provide Secure Stability And Durability

Shipping:

- 40' Q'TY: 144 Units
- FOB Port: Ningbo, China
- Net Weight: 44 kgs



ITEM # 98330

SAVITAR

Programmable Motorized Treadmill

Product Size:

- Set Up Dimension: L x W x H (cm): 171 x 84 x 138
- Fold Up Dimension: L x W x H (cm): 111 x 84 x 149

Features:

- Motor Duty: 2.5HP (Continue); 3.5HP (Peak)
- Speed Range: 1.0~20 Km/Hr
- Incline: 15-Level Power Incline
- Voltage: 220 Volt (110V Available)
- Manual Fold Up; W/ Gas Assist
- Build in Transport Wheels For Easy Storage
- Running Surface: L130cm x W48cm
- The Maximum Weight Capacity For This Product Is 120 kg

Computer:

- One Large 7" LCD Screen Display w/Blue Back Light
- With Fan and Cup Holder
- Functions: Time, Speed, Distance, Calories and Pulse
- Programs: Manual and 12 Pre-set Programs
- 3 Instant Speed Buttons: 6, 12 and 18 km
- 3 Instant Incline Buttons: 2, 4, and 8-Level
- Speakers Included (MP3 Jack & USB Connection & SD Card)
- Built-in Tablet/Pad Shelf/Holders and Cup Holder

Shipping:

- 40' Q'TY: 84 Units
- FOB Port: Ningbo, China
- Net Weight: 69 kgs



Bluetooth FITSHOW APP

ITEM # 98890

PIANKHI PRO

Programmable Motorized Treadmill

Product Size:

- Set Up Dimension: L x W x H (cm): 175 x 78 x 135.5
- Fold Up Dimension: L x W x H (cm): 116.5 x 78 x 147

Features:

- Motor Duty: 2.0 HP (Continue); 3.0 HP (Peak)
- Speed Range: 1.0~20.0 Km/Hr
- Voltage: 220 Volt (110V Available)
- Running Surface: 132 L x 46 W (cm)
- 15-Level Power Incline
- Manual Fold Up With Hydraulic Folding System
- Hand Pulse Sensors And Quick Adjust Speed & Incline Buttons On The Crossbar With Ergonomic Design
- Innovative Automatic Running Belt Lubrication System
- None Impact Cushion Deck
- Built-in Transport Wheels For Easy Transport And Storage
- The Maximum Weight Capacity For This Product Is 120 kg

Computer:

- Extra Large LED Monitor Displays Time, Speed, Distance, Calories, Incline, And Pulse
- Multi View-Angel Adjust Console
- 3 Goal Settings: Time, Distance, And Calories
- Programs: 1 Manual Program, 15 Pre-set Workout Programs, 3 Heart Rate Control Programs, And 1 BMI Calculator Program
- 3 Instant Speed Buttons (4, 8, 12)
- 3 Instant Incline Buttons (4, 8, 12)
- Audio Speaker System Included (Mobile Device Bluetooth Connection)
- Bottles And Tablet Holder Are Available For Your Convenient
- **Optional:** Virtual Run: FitShow And KinoMap

Construction:

- Tubular Iron Pipes Construction Provide Secure Stability And Durability

Shipping

- 40' Q'ty: 126 Units
- FOB Port: Ningbo, China
- Net Weight: 60.5 kgs



ITEM # 97070

AHMOSIS

Programmable Motorized Treadmill

Product Size:

- Set Up Dimension: L x W x H (cm): 126.5 x 62.5 x 117
- Fold Up Dimension: L x W x H (cm): 60 x 62.5 x 117

Features:

- Motor Duty: 1.0 HP (Continue); 1.75 HP (Peak)
- Speed Range: 1.0~10.0 Km/Hr
- Voltage: 220 Volt (110V Available)
- Running Surface: 100 L x 36 W (cm)
- 3-Level Manual Incline
- Manual Fold Up With Hydraulic Folding System
- Foam Padded Handlebar With Pulse Grip For Comfortable Hand Position
- None Impact Cushion Deck
- Built-in Transport Wheels For Easy Transport And Storage
- The Maximum Weight Capacity For This Product Is 110 kg

Computer:

- 3" LCD Display Window With Blue Backlit Screen
- Functions: Time, Speed, Distance, Calories, And Pulse
- 3 Goal Settings: Time, Distance, And Calories
- Programs: 12 Pre-set Workout Programs
- 3 Instant Speed Buttons (3, 5, 7)
- Bottles And Tablet Holder Are Available
- **Optional:** Audio Speaker System (MP3 AUX Input Jack, USB Port, SD Card Slot, And Mobile Device Bluetooth Connection) Virtual Run: FitShow, KinoMap, And ZWIFT

Construction:

- Tubular Iron Pipes Construction Provide Secure Stability And Durability

Shipping:

- 40' Q'TY: 270 Units
- FOB Port: Ningbo, China
- Net Weight: 28 kgs



ITEM # 97000H

CAPTAIN WALK Smart PAD Treadmill

Product Size:

- Product Size: L x W x H (cm): 127.5 x 64.5 x 11.2
- Folded Dimensions: L x W x H (cm): 147 x 64.5 x 21

Features:

- Motor Duty: 0.8 HP (Continue); 1.25 HP (Peak)
- Speed Range: 1.0~10.0 Km/Hr
- Voltage: 220 Volt (110V Available)
- Running Surface: 100 L x 43 W (cm)
- Round Knobs For Folding The Handlebar Support Tubes Up And Down Position, Making Fold Adjustments Simple And Fast
- Handlebars Can Be Folded Up Position For Space Saving
- Equipped With A Remote Control (Remote Watch Control) For Convenient Adjustments
- Compact Size Allows The Treadmill To Be Stored Under The Sofa Or Bed
- None Impact Cushion Deck
- The Maximum Weight Capacity For This Treadmill Is 100 kg
- Adjustable Levelers For Uneven Floors
- Built-in Transport Wheels for Easy Transport and Storage
- Tablet Holder Are Available For Your Convenient

Computer:

- 4 LED Display Windows
- Functions: Time, Speed, Distance, And Calories
- Programs: 6 Pre-set Programs
- Audio Speaker System Included (Mobile Device Bluetooth Connection)

Construction:

- Sturdy And Square Iron Pipes Construction

Shipping:

- 40' Q'TY FT: 384 Units
- FOB Port: Ningbo, China
- Net Weight: 21.3 kgs



ITEM # 97542

CHABAKA Programmable Motorized Treadmill

Product Size:

- Set Up Dimension: L x W x H (cm): 149 x 72.5 x 123.5
- Fold Up Dimension: L x W x H (cm): 79.5 x 72.5 x 136.5

Features:

- Motor Duty: 1.25 HP (Continue); 2.5 HP (Peak)
- Speed Range: 1.0~14.0 Km/Hr
- Voltage: 220 Volt (110V Available)
- 3-Level Manual Incline
- Manual Fold Up With Gas Assist
- Running Surface: 120 L x 42 W (cm)
- None Impact Cushion Deck
- Built-in Transport Wheels for Easy Transport and Storage
- The Maximum Weight Capacity For This Product Is 110 kg

Computer:

- 3.5" LCD Display Window With Blue Backlit Screen
- Functions: Time, Speed, Distance, Calories, And Pulse
- 3 Computer Workout Goal Settings: Time, Distance And Calories Burned
- 12 Computer Pre-set Workout Programs
- 10 Instant Speed Buttons (1, 2, 3, 4, 5, 6, 7, 8, 9, 10)
- Built-in Mobile Device Holder
- Audio Speaker System Included (Mobile Device Bluetooth Connection)
- Accessory/Cup Holders Are Positioned To Store Your Mobile Devices, Water Bottle And More

Construction

- Sturdy And Tubular Iron Pipes Construction

Shipping:

- 40' Q'TY: 175 Units
- FOB Port: Ningbo, China
- Net Weight: 41 kgs



ITEM # 97022

ACTIVE-TREAD PRO

Programmable Motorized Treadmill

Product Size:

- Set Up Dimension: L x W x H (cm): 159 x 71.5 x 128
- Fold Up Dimension: L x W x H (cm): 84 x 71.5 x 142

Features:

- Motor Duty: 1.25 HP (Continue); 2.5 HP (Peak)
- Speed Range: 0.8~12 Km/Hr
- Voltage: 220 Volt (110V Available)
- Manual Fold Up with Gas Assist
- None Impact Cushion Deck
- 3-Level Manual Incline
- Instant Start/Stop & Speed Buttons on Both Sides of Handlebar
- Built-in Transport Wheels for Easy Transport and Storage
- Running Surface: 123 L x 41 W (cm)

Computer:

- Large LCD Display Window with Blue Back Light
- Programs: Manual and 16 Pre-set Programs
- Functions: Time, Speed, Distance, Calories and Pulse
- 5 Instant Speed Buttons (2, 4, 6, 8, 10)
- Speakers Included (MP3 Jack, USB and SD Card)
- Built-in Tablet / Pad Shelf Holder and Cup Holders

Shipping

- 40' Q'TY: 168 Units
- FOB Port: Ningbo, China
- Net Weight: 39 kgs



ITEM # 97029

ACTIVE-TREAD PRO

Programmable Motorized Treadmill

Product Size:

- Set Up Dimension: L x W x H (cm): 157.5 x 73 x 121
- Fold Up Dimension: L x W x H (cm): 94 x 73 x 134.5

Features:

- Motor Duty: 1.25 HP (Continue); 2.5 HP (Peak)
- Speed Range: 1.0~14.0 Km/Hr
- Voltage: 220 Volt (110V Available)
- Running Surface: 120 L x 41 W (cm)
- 15-Level Power Incline
- Manual Fold Up With Hydraulic Folding System
- Hand Pulse Sensors And Quick Adjust Speed & Incline Buttons On Both Sides Of The Handlebars
- None Impact Cushion Deck
- Built-in Transport Wheels For Easy Transport And Storage
- The Maximum Weight Capacity For This Product Is 110 kg

Computer:

- Large LCD Display Window With Blue Backlit Screen
- Functions: Time, Speed, Distance, Calories, Incline, And Pulse
- 3 Goal Settings: Time, Distance, And Calories
- Programs: 16 Pre-set Workout Programs
- 2 Instant Speed Buttons (5, 8)
- 2 Instant Incline Buttons (5, 9)
- Audio Speaker System Included (Mobile Device Bluetooth Connection)
- Bottles And Tablet Holder Are Available For Your Convenient
- **Optional:** Virtual Run: FitShow, KinoMap, And Zwift

Construction:

- Tubular Iron Pipes Construction Provide Secure Stability And Durability

Shipping

- 40' Q'TY: 168 Units
- FOB Port: Ningbo, China
- Net Weight: 41 kgs



ITEM # 97001

WALK COMFORT

Motorized Treadmill & 99% Pre-Assemble

Product Size:

- Set Up Dimension: L x W x H (cm): 130 x 70 x 128
- Fold Up Dimension: L x W x H (cm): 61.5 x 70 x 130.5

Features:

- Motor Duty: 1.5HP (Continue); 2.5HP (Peak)
- Speed Range: 0.6~8 Km/Hr
- Manual Fold Up
- Voltage: 220 Volt (110V Available)
- Instant Speed & Mode & On / Off Buttons on The Handlebars
- Build in Transport Wheels for Easy Storage
- Running Surface: 91cm L x 40cm W
- 99% Pre-Assembly
- Designed and Engineered for Fitness Walking
- Extra Safety When Mounting and Dismounting
- Extended Handlebars with Foam Grips for Safety and Comfort
- Weight Capacity: 159 kgs (350 lbs)

Computer:

- Single Large LCD Display
- Function: Time, Distance, Speed, Calories and Temperature

Shipping:

- 40' Q'TY: 158 Units
- FOB Port: Ningbo, China
- Net Weight: 44 kgs



ITEM # 97005

WALKEASE PROFESSIONAL

Motorized Treadmill & 99% Pre-Assemble

Product Size:

- Set Up Dimension: L x W x H (cm): 149.5 x 81 x 129.5
- Fold Up Dimension: L x W x H (cm): 65 x 81 x 145

Features:

- Motor Duty: 2.0HP (Continue); 3.0HP (Peak)
- Speed Range: 0.6~8 Km/Hr
- Manual Fold Up
- Voltage: 220 Volt (110V Available)
- Instant Speed & Mode & On / Off Buttons on The Handlebars
- Build in Transport Wheels for Easy Storage
- Running Surface: 102.5cm L x 51cm W
- 99% Pre-Assembly
- 2-Level Manual Incline
- Designed and Engineered for Fitness Walking
- Extra Safety When Mounting and Dismounting
- Extra Wide Belt for Walking with Balance
- Extended Handlebars with Foam Grips for Safety and Comfort
- Weight Capacity: 181kgs (400lbs)

Computer:

- Single Large LCD Display
- Function: Time, Distance, Speed, Calories, Pulse and Temperature

Shipping:

- 40' Q'TY: 121 Units
- FOB Port: Ningbo, China
- Net Weight: 54 kgs



ITEM # 75304B

INVERT EASE INVERSION TABLE

Product Size:

- Set Up Dimension: L x W x H (cm): 142 x 74.5 x 143.5

Features:

- Auto Form Fitting, AIRSOFT Ankle Holders For Unmatched Comfort While Inverting
- Easy Reach Adjustable Ratchet Ankle Locking System (Patented) That Keeps the Ankle Holders Secure Around Your Ankles While Inverting
- Break Pad Locking System (Patented) Allows The User To Lock At Any Invert Position
- Foam Backrest With Comfortable Curvy Wave Foam Provides For Extra Comfort
- Non-Skid Floor Stabilizers Provide Extra Stability
- Adjustable For User Height From 145 To 198 cm
- Full 180 Degrees Vertical Inversion

Construction:

- Durable Steel Construction, Scratch-Resistant Power Frame Supports Up To 160 kg (350 lbs) User Weight

Shipping:

- 40 FT: 226 units
- FOB Port: Xiamen, China
- Net Weight: 35.5 Kgs



Folds for storage



Foam Backrest with Curvy Wave Foam Provides for Extra Comfort



Adjustable Boom is Held Securely by Both Two Knobs



Safety Ankle Locking System to Lock your Ankles Securely and Comfortably



Frame is Held Securely by Lock Pin

ITEM # 75303

INVERT EASE InversionTable

Product Size:

- Set Up Dimension: L x W x H (cm): 140 x 83 x 145.5

Features:

- Easy Reach; Quick-Release Ergonomically Molded Ankle Lock System (Patented)
- Non-Skid Floor Stabilizers Provide Extra Stability
- Durable Steel Construction, Scratch-Resistant Power Frame
- Foam Backrest With Comfortable Curvy Wave Foam Provides for Extra Comfort
- Break Pad Locking System (patent pending) Allows The User To Lock At Any Invert Position
- Adjustable for User Height from 145 to 200 cm
- Support Up to 160kgs (350lbs) User Weight
- "Super Side Holder" Can Store Cell Phones, Eye Glasses, Wallets, Coins, Watches and Other Articles

Shipping:

- 40'Q'TY: 224 units
- FOB Port: Xiamen, China
- Net Weight: 34 Kgs



ITEM # 75162

INVERSION TABLE

Product Size:

- Set Up Dimension: L x W x H (cm): 192 x 81 x 125.5
- Folded Dimensions: L x W x H (cm): 81 x 68.5 x 188

Features:

- Extra Wide Tubular Steel Frame Construction Supports Up To 159 kg (350 lbs) User Weight
- Adjustable For User Height From 145 To 198 cm
- Auto Form Fitting, Patent Pending AIRSOFT Ankle Holders For Unmatched Comfort While Inverting
- Easy Reach Adjustable Ratchet Ankle Locking System That Keeps the Ankle Holders Secure Around Your Ankles While Inverting
- Uses Ankle Cushion Technology Providing Extra Cushioning And Comfort To Your Ankles By Eliminating Heavy Pressure On Your Ankles While Inverting
- Extra Thick Memory Foam Backrest For Comfort And Support When Inverting
- Removable Lumbar Pillow Provides Comfortable Lower Back Support While Inverting
- Big Handlebars For Easy Return To The Upright Position
- Adjustable Safety Tether Strap Controls The Maximum Angle Of Inversion
- Full 180 Degrees Vertical Inversion
- Folds for Storage

Shipping:

- 40' Q'TY: 297 Units
- FOB Port : Xiamen, China
- Net Weight: 33.5 kgs



Removable Lumbar Pillow Provides Comfortable



Inverting Hand Grips for Easy Return and Positioning of The Body While Inverting



Safety Ankle Locking System to Lock your Ankles Securely and Comfortably



Adjustable Boom is Held By Spring Knob

ITEM # 75306

ICOMFORT Inversion Table

Product Size:

- Set Up Dimension: L x W x H (cm): 146 x 73 x 146.5

Features:

- Easy Reach; Quick-Release Ergonomically Molded Ankle Lock System (Patented)
- Non-Skid Floor Stabilizers Provide Extra Stability
- Durable Steel Construction, Scratch-Resistant Power Frame
- Foam Backrest With Comfortable Curvy Wave Foam Provides for Extra Comfort
- Adjustable for User Height from 145 to 200 cm
- Support Up to 160kgs (350lbs) User Weight

Shipping:

- 40' Q'TY: 224 Units
- FOB Port: Xiamen, China
- Net Weight: 31.4 kgs



Folds for storage



ITEM # 75307

ICOMFORT EASE Inversion Table

Product Size:

- Set Up Dimension: L x W x H (cm): 142 x 74.5 x 143.5

Features:

- Easy Reach, Quick-Release Ergonomically Molded Ankle Lock System (Patented)
- Non-Skid Floor Stabilizers Provide Extra Stability
- Durable Steel Construction, Scratch-Resistant Power Frame
- Foam Backrest With Comfortable Curvy Wave Foam Provides for Extra Comfort
- Adjustable for User Height from 145 to 200 cm
- Support Up to 160kgs (350lbs) User Weight

Shipping:

- 40' Q'TY: 226 Units
- FOB Port: Xiamen, China
- Net Weight: 32 kgs



Foam Backrest with Curvy Wave Foam Provides for Extra Comfort



Adjustable Boom is Held Securely by Both Two Knobs



Frame is Held Securely by Lock Pin



"Quick Release Ankle Lock System" Handle to Lock Your Feet Securely



"Quick Release Ankle Lock System" Handle to Lock Your Feet Securely

ITEM # 75112 INVERSION TABLE

Product Size:

- Set Up Dimension: L x W x H (cm): 122 x 62 x 155

Features:

- Safety Handles for Easy Body Return
- Safety Vinyl Side Covers
- Non-Skid Floor Stabilizers Provide Extra Stability
- Durable Steel Construction, Scratch-Resistant Powder Coated Frame
- Adjustable Safety Tether Strap Controls the Maximum Angle of Inversion
- Ergonomically Molded Ankle Cushions Hold Your Ankle Securely and Comfortably
- Support 300 lbs

Benefit:

- Helps Reduce Back Stress by Relieving Pressure on Vertebrae Discs and Ligaments
- Reduce Fatigue, Stress and Relax Your Body
- Stimulates Circulation of Blood to Relieve Stiff Muscles
- Helps Reduce the Effect of Aging Due to Gravity
- Increase Body Flexibility to Improve Athletic Performance

Construction:

- Durable Steel Construction, Scratch-Resistant Chrome Frame

Shipping:

- 40' Q'TY: 420 Units
- FOB Port: Xiamen, China
- Net Weight: 23.5 Kgs



ITEM # 75118A INVERSION TABLE

Product Size:

- Set Up Dimension: L x W x H (cm): 155.5 x 66 x 147

Features:

- Adjustable For User Height From 145 To 198 cm
- Safety Ankle Locking System That Keeps The Ankle Holders Secure Around Your Ankles While Inverting
- Ergonomically Molded Ankle Holders Hold Your Ankles Securely And Comfortably
- Uses Ankle Cushion Technology Providing Extra Cushioning And Comfort To Your Ankles By Eliminating Heavy Pressure On Your Ankles While Inverting
- Big Handlebars For Easy Return To The Upright Position
- Soft Nylon Backrest For Comfort And Support When Inverting
- Adjustable Safety Tether Strap Allows for Inversion At Maximum Angle
- The Maximum Weight Capacity For This Inversion Table Is 130 kg

Construction:

- Durable Iron Frame Construction

Shipping:

- 40' Q'TY: 436 Units
- FOB Port: Xiamen, China
- Net Weight: 23 Kgs



ITEM # 75101
INVERSION TABLE

Product Size:

- Set Up Dimension: L x W x H (cm): 125 x 69.5 x 143

Features:

- Big Side Handles for Easy Inverting
- Non-Skid Floor Stabilizers Provide Extra Stability
- Adjustable Safety Tether Strap Controls the Maximum Angle of Inversion
- Ergonomically Molded Ankle Cushions Hold Your Ankle Securely and Comfortably
- Adjustable for User Height from 147 to 198 cm
- Support Up to 120kgs (275lbs) User Weight

Shipping:

- 40' Q'TY: 410 Units
- FOB Port: Xiamen, China
- Net Weight: 25 kgs



Folds For Storage

ITEM # 75102
INVERSION TABLE

Product Size:

- Set Up Dimension: L x W x H (cm): 185 x 69.5 x 142

Features:

- Heavy Duty Steel Frame Construction Supports Up to 136 kg (300 lbs) User Weight
- Adjustable for User Height from 145 to 200 cm
- Patent Pending Triple Safety Ankle Locking System Consists of a Primary Ankle Lock, a Twist Lock with Visual Indicator, and an Auto Engaged Safety Lock
- Primary Lock- A Primary Locking Pin That Keeps the Ankle Holders Secure Around Your Ankles While Inverting
- Twist Lock with Visual Indicator- A Second Level of Safety Prevents the Primary Pin From Disengaging During Use. The Visual Indicator Shows You When the Primary Pin is Fully Engaged in the Locked Position
- Auto Engaged Safety Lock - The ONLY Inversion Table That Automatically Secures Your Feet When Inverted. The Spring Activated and Gravity Assisted Lock Provides a 3rd Layer of Safety So You Can Invert With Confidence
- Ergonomically Molded Ankle Cushions Hold Your Ankles Securely and Comfortably
- Adjustable Headrest for Head Comfort While Inverting
- Removable Lumbar Pillow Provides Comfortable Lower Back Support While Inverting
- Big Foam Covered Handlebars for Easy Return to the Upright Position
- Soft Foam Backrest for Comfort and Support When Inverting
- Adjustable Safety Tether Strap Allows for Inversion At Any Angle
- Folds for Storage

Shipping:

- 40' Q'TY: 465 Units
- FOB Port : Xiamen, China
- Net Weight: 26 kgs



Folds For Storage



Removable Lumbar Pillow Provides Comfortable



Adjustable Headrest for Head Comfort While Inverting



Adjustable Boom is Held By Spring Knob



Triple Safety Ankle Locking System to Lock your Ankles Securely and Comfortably